



ISO9001

RoHS

Reach

 **LISTINO PREZZI**

07 2024

 **PRICE LIST**





CINGHIE INDUSTRIALI INDUSTRIAL BELTS

PIBELT

by



INDICE
INDEX

	Pag.
Cinghie trapezoidali classiche <i>Classical v-belts</i> Z A B C D E	1 - 9
Cinghie trapezoidali strette <i>Narrow v-belts</i> SPZ SPA SPB SPC 3V 5V 8V	10 - 16
Cinghie trapezoidali multiband <i>Banded v-belts</i> HA HB HC HD SPA SPB SPC 3V 5V 8V	17 - 18
Cinghie esagonali <i>Double v-belts (hexagonal)</i> AA BB CC	19 - 22
Cinghie dentellate classiche <i>Cogged raw edge v-belts</i> ZX AX BX CX	23 - 26
Cinghie dentellate strette <i>Narrow cogged raw edge v-belts</i> SPAX SPBX 3VX 5VX	27 - 30
Cinghie dentellate strette XP Evolution (EPDM) <i>XP Evolution narrow cogged raw edge v-belts (EPDM)</i> XPZ XPA XPB XPC	31 - 35
Cinghie piane <i>Flat belts</i>	36 - 37
Cinghie poly-v <i>Poly-v belts</i> PJ PK PL	38 - 41
Cinghie per variatori <i>Variator belts</i> 17x6 22x8 28x8 37x10 47x12 55x16	42 - 44
Cinghie e manicotti dentati <i>Timing belts and sleeves</i> MXL XL L H XH XXH	45 - 58
Cinghie e manicotti dentati HTD <i>HTD timing belts and sleeves</i> 3M 5M 8M 14M	59 - 71
Cinghie e manicotti dentati doppia dentatura <i>Double-sided timing belts and sleeves</i> LDD HDD 8MDD 14MDD	72 - 76
Cinghie e manicotti dentati EPP Evolution <i>EPP Evolution timing belts and sleeves</i> 8M 14M 	77 - 81
Cinghie e manicotti dentati EPP Evolution 2 <i>EPP Evolution 2 timing belts and sleeves</i> 5M 8M 14M 	82 - 88
Cinghie e manicotti dentati in poliuretano <i>Polyurethane timing belts and sleeves</i> T2,5 T5 T10 AT5 AT10	89 - 98
Cinghie e manicotti dentati in poliuretano a doppia dentatura <i>Double-sided polyurethane timing belts and sleeves</i> T5DD T10DD	98 - 99
Cinghie dentate in poliuretano a metraggio <i>Open end polyurethane timing belts</i> T5 T10 T20 AT5 AT10 AT20 L H HTD5-8-14M HTD8-14M+PAZ RPP5-8-14M + PAZ	100
Piastre di bloccaggio per cinghie dentate <i>Clamping plates for timing belts</i> XL L H HTD5-8-14M T5 T10	101
Cinghie termosaldabili tonde e trapezoidali (PU) <i>Thermoweldable round and v-belts (PU)</i> Diam. 4 5 6 8 10 12 A B C	102 - 104
Cinghie speciali <i>Special belts</i>	104
Strumenti di misura e macchina taglia cinghie Easycut PI BELT <i>Measuring instruments and Easycut PI BELT cutting machine</i>	105 - 106
Programma di calcolo trasmissioni - OP41 <i>Power transmission program - OP41</i>	107



SCHEDA TECNICA

Le cinghie trapezoidali **PI BELT** a sezione classica sono resistenti alle temperature, all'olio e sono antistatiche. L'anima della cinghia, che comprende sia la zona di compressione in gomma che i trefoli che trasmettono la potenza, è avvolta da un rivestimento di tessuto che assicura la protezione da agenti esterni (olio, ozono etc.) ed un contatto uniforme sulle pulegge.

Le cinghie trapezoidali **PI BELT** a sezione classica sono prodotte con tolleranze di lunghezza ridotte e costanti in modo da poter essere utilizzate in set.

Sono adatte per l'impiego in tutte le trasmissioni industriali e agricole come ricambio, e forniscono prestazioni economiche e tecniche di buon livello. Sono utilizzabili su tutte le pulegge per cinghie trapezoidali normalmente in commercio.

Le cinghie trapezoidali a sezione classica **PI BELT** rispondono alle norme ISO 4184, DIN 2215 e RMA/MPTA IP- 22, e sono utilizzabili su pulegge a norma ISO 4183, DIN 2211/1 e RMA/MPTAIP-22.

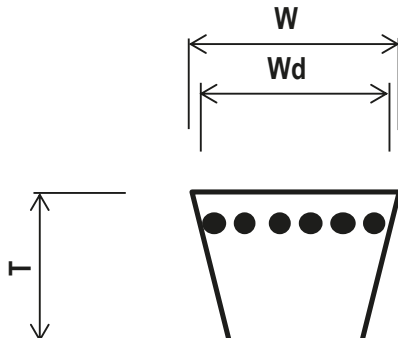
Certificate RoHS e Reach.







Caratteristiche generali:

- Armatura di cavi in poliestere ad allungamento ridotto.
- Rivestimento in tela impregnata di gomma policloroprenica resistente al calore, all'abrasione e all'ozono.
- Antiolio e antistatica con marcaggio sul dorso della cinghia.
- Temperatura operativa: da - 20°C a + 70°C.

Caratteristiche dimensionali nominali:

SEZIONE	ISO 4184 RMA	Z	A	B	C	D	E
Larghezza alla sommità	W (mm)	10	13	17	22	32	40
Larghezza primitiva	Wd (mm)	8,5	11	14	19	27	32
Altezza alla sezione	T (mm)	6	8	11	14	20	25
Sviluppo primitivo cinghia	Lw=Li+ (mm)	22	30	43	55	75	82
Sviluppo esterno della cinghia	Le=Li+ (mm)	38	50	66	85	126	157
Diametro effettivo minimo della puleggia	d _d (mm)	50	63	100	160	300	450
Peso	(Kg/m)	0,060	0,108	0,185	0,298	0,595	0,950
Velocità massima della cinghia raccomandata	v (m/s)	33					



 <small>by PIZZIRANI</small>	Z 30 10 x 762 Li	LUNGHEZZA COSTANTE RESISTENTE AL CALORE E ALL'OLIO - ANTISTATICO
 <small>by PIZZIRANI</small>	A 70 13 x 1775 Li	LUNGHEZZA COSTANTE RESISTENTE AL CALORE E ALL'OLIO - ANTISTATICO
 <small>by PIZZIRANI</small>	B 46 17 x 1168 Li	LUNGHEZZA COSTANTE RESISTENTE AL CALORE E ALL'OLIO - ANTISTATICO
 <small>by PIZZIRANI</small>	C 90 22 x 2286 Li	LUNGHEZZA COSTANTE RESISTENTE AL CALORE E ALL'OLIO - ANTISTATICO
 <small>by PIZZIRANI</small>	D 150 32 x 3810 Li	LUNGHEZZA COSTANTE RESISTENTE AL CALORE E ALL'OLIO - ANTISTATICO
 <small>by PIZZIRANI</small>	E 300 40 x 7620 Li	LUNGHEZZA COSTANTE RESISTENTE AL CALORE E ALL'OLIO - ANTISTATICO

TECHNICAL SCHEDULE

PI BELT classical v-belts are temperature and oil resistant and are antistatic. The core of the belt, which includes both the rubber compression zone and the tensioning cords, is wrapped in fabric, ensuring protection from external agents (oil, ozone, etc.) and a uniform contact on the pulleys.

PI BELT classical v-belts are produced with reduced and constant length tolerances so that they can be used in set. They are suitable for use as spare parts in all industrial and agricultural power transmissions and provide high economic and technical performances. They can be used on all standard pulleys available on the market.

PI BELT classical v-belts comply with ISO 4184, DIN 2215 and RMA/MPTA IP-22 standards and fit on v-pulleys in line with ISO 4183, DIN 2211/1 and RMA/MPTAIP-22.

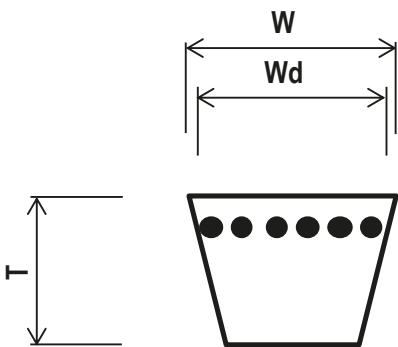
RoHS and Reach certified.







General features:

- Polyester low-stretch cords.
- Polychloroprene fabric cover resistant to ozone and abrasion.
- Oil and heat resistant, antistatic, with marking on the belt.
- Working temperature range: -20 °C to +70 °C.

Nominal dimensions:

SECTION	ISO 4184 RMA	Z	A	B	C	D	E
Back width	W (mm)	10	13	17	22	32	40
Primitive width	Wd (mm)	8,5	11	14	19	27	32
Height	T (mm)	6	8	11	14	20	25
Primitive lenght	Lw=Li+ (mm)	22	30	43	55	75	82
External lenght	Le=Li+ (mm)	38	50	66	85	126	157
Minimum pulley diameter	d _q (mm)	50	63	100	160	300	450
Weight	(Kg/m)	0,060	0,108	0,185	0,298	0,595	0,950
Maximum speed	v (m/s)	33					



	Z 30	10 x 762	Li	CONSTANT LENGHT HEAT AND OIL RESISTANT - ANTISTATIC
	A 70	13 x 1775	Li	CONSTANT LENGHT HEAT AND OIL RESISTANT - ANTISTATIC
	B 46	17 x 1168	Li	CONSTANT LENGHT HEAT AND OIL RESISTANT - ANTISTATIC
	C 90	22 x 2286	Li	CONSTANT LENGHT HEAT AND OIL RESISTANT - ANTISTATIC
	D 150	32 x 3810	Li	CONSTANT LENGHT HEAT AND OIL RESISTANT - ANTISTATIC
	E 300	40 x 7620	Li	CONSTANT LENGHT HEAT AND OIL RESISTANT - ANTISTATIC

SEZIONE Z - SECTION Z

Tipo Type	Intern. Li mm	€/cad. €/pc
Z 14	355	7,62
Z 16	410	8,83
Z 17	432	9,31
Z 17 1/4	438	9,50
Z 17 1/2	445	9,57
Z 18	460	9,92
Z 19	480	10,35
Z 19 1/2	500	10,76
Z 20	508	10,93
Z 20 1/2	520	11,18
Z 21	533	11,46
Z 21 1/4	540	11,65
Z 21 3/4	555	11,98
Z 22	560	12,08
Z 22 1/4	565	12,14
Z 23	585	12,57
Z 23 3/4	605	13,02
Z 24	610	13,15
Z 25	635	13,66
Z 25 1/2	650	13,98
Z 26	660	14,20
Z 27	685	14,73
Z 27 1/2	698	14,75
Z 28	710	14,76
Z 28 1/2	725	14,77
Z 29	730	14,78
Z 29 1/2	750	15,16
Z 30	762	15,44
Z 30 1/2	775	15,71
Z 30 3/4	785	15,90
Z 31	790	16,01
Z 31 1/2	800	16,18
Z 32	815	16,49
Z 32 1/2	825	16,76
Z 33	840	17,03
Z 33 1/2	852	17,04
Z 34	865	17,06
Z 34 1/4	870	17,07
Z 34 1/2	876	17,09

SEZIONE Z - SECTION Z

Tipo Type	Intern. Li mm	€/cad. €/pc
Z 35	890	17,11
Z 35 1/2	900	17,22
Z 36	915	17,52
Z 36 3/4	935	17,93
Z 37	940	18,01
Z 38	965	18,46
Z 38 1/4	975	18,66
Z 38 1/2	978	18,73
Z 39	1000	19,13
Z 40	1016	19,46
Z 40 1/2	1030	19,70
Z 41	1040	19,73
Z 41 1/2	1050	19,75
Z 42	1070	19,76
Z 43	1090	19,77
Z 43 1/4	1100	19,82
Z 44	1120	20,03
Z 45	1143	20,42
Z 46	1168	21,08
Z 47	1194	21,53
Z 48	1225	21,91
Z 49	1245	22,25
Z 50	1270	22,70
Z 51	1300	23,27
Z 52	1320	23,61
Z 53	1346	24,09
Z 54	1371	24,49
Z 55	1400	25,05
Z 56	1422	25,44
Z 57	1450	25,92
Z 59	1499	26,77
Z 59 1/2	1515	27,10
Z 60	1520	27,17
Z 61	1549	27,69
Z 62	1575	28,14
Z 63	1600	28,62
Z 64	1620	28,94
Z 65	1651	29,50
Z 66	1675	29,92

SEZIONE Z - SECTION Z

Tipo Type	Intern. Li mm	€/cad. €/pc
Z 67	1702	30,46
Z 68 1/2	1735	31,02
Z 69	1750	31,30
Z 71	1803	32,21
Z 72	1829	32,69

SEZIONE A - SECTION A

Tipo Type	Intern. Li mm	€/cad. €/pc
A 15	382	8,67
A 16	407	9,17
A 17	432	9,79
A 18	457	10,33
A 19	480	10,88
A 20	508	11,51
A 21	535	12,10
A 21 1/4	541	12,25
A 21 3/4	552	12,49
A 22	560	12,68
A 23	587	13,29
A 23 1/2	600	13,56
A 24	610	13,81
A 25	637	14,41
A 25 1/2	647	14,65
A 26	660	14,96
A 26 1/2	670	15,17
A 27	686	15,55
A 28	710	16,09
A 29	737	16,68
A 29 1/2	750	16,97
A 30	762	17,27
A 30 1/2	775	17,28
A 31	787	17,30
A 31 1/2	800	17,31
A 32	813	17,33
A 32 1/2	825	17,34
A 33	838	17,35
A 33 1/4	847	17,55
A 33 1/2	850	17,56
A 34	863	17,58
A 34 1/2	875	17,59
A 35	890	17,61
A 36	914	17,92
A 37	940	18,43
A 37 1/2	953	18,67
A 38	965	18,89
A 38 1/2	978	19,16
A 39	990	19,40

SEZIONE A - SECTION A

Tipo Type	Intern. Li mm	€/cad. €/pc
A 40	1016	19,91
A 40 1/2	1030	20,17
A 41	1041	20,37
A 42	1067	20,88
A 43	1092	21,41
A 43 1/2	1105	21,66
A 44	1120	21,97
A 44 1/2	1132	22,17
A 45	1143	22,36
A 46	1168	22,89
A 47	1194	23,42
A 48	1220	23,91
A 49	1250	24,51
A 50	1270	24,90
A 51	1300	25,49
A 51 1/2	1307	25,61
A 52	1320	25,86
A 52 1/2	1337	26,21
A 53	1346	26,38
A 53 1/4	1355	26,53
A 53 3/4	1365	26,76
A 54	1372	26,88
A 55	1400	27,45
A 56	1422	27,86
A 57	1450	28,42
A 58	1475	28,90
A 59	1500	29,39
A 60	1525	29,87
A 61	1550	30,39
A 62	1575	30,40
A 63	1600	30,42
A 64	1625	30,46
A 65	1650	30,48
A 66	1676	30,50
A 67	1700	30,57
A 68	1725	30,82
A 69	1750	31,30
A 70	1775	31,72
A 71	1800	32,18

SEZIONE A - SECTION A

Tipo Type	Intern. Li mm	€/cad. €/pc
A 72	1825	32,63
A 73	1854	33,15
A 74	1880	33,62
A 75	1905	34,05
A 76	1930	34,53
A 77	1956	34,97
A 78	1980	35,42
A 79	2000	35,76
A 80	2032	36,32
A 81	2060	36,85
A 82	2083	37,25
A 83	2100	37,55
A 83 1/2	2120	37,88
A 84	2134	38,16
A 85	2160	38,63
A 86	2187	39,08
A 87	2212	39,58
A 88	2240	40,02
A 89	2267	40,55
A 90	2286	40,89
A 91	2311	41,29
A 92	2337	41,78
A 93	2360	42,22
A 94	2388	42,71
A 95	2413	43,12
A 96	2438	43,60
A 97	2464	44,07
A 97 1/2	2476	44,26
A 98	2490	44,54
A 99	2515	44,96
A 100	2540	45,42
A 102	2591	46,32
A 103	2616	46,78
A 104	2641	47,20
A 105	2667	47,67
A 107	2718	48,62
A 108	2743	49,03
A 109	2768	49,49
A 110	2800	50,06

SEZIONE A - SECTION A

Tipo Type	Intern. Li mm	€/cad. €/pc
A 112	2845	50,86
A 113	2870	51,33
A 115	2920	52,23
A 116	2946	52,71
A 118	3000	53,60
A 120	3048	54,53
A 122	3099	55,41
A 124	3150	56,29
A 126	3200	57,23
A 127	3225	57,64
A 128	3250	58,11
A 130	3302	59,03
A 132	3350	59,90
A 134	3404	60,84
A 136	3454	61,73
A 138	3505	62,68
A 140	3550	63,48
A 142	3606	64,46
A 144	3658	65,38
A 146	3710	66,31
A 147	3734	66,75
A 148	3759	67,20
A 150	3810	68,10
A 155	3937	70,39
A 158	4000	71,52
A 162	4115	73,58
A 167	4250	76,00
A 173	4394	78,54
A 177	4500	80,45
A 180	4572	81,72
A 187	4750	84,92
A 197	5004	89,43
A 210	5334	95,35
A 217	5477	97,90

SEZIONE B - SECTION B

Tipo Type	Intern. Li mm	€/cad. €/pc
B 22 1/2	570	17,95
B 23	587	18,51
B 24	612	19,26
B 24 1/2	625	19,69
B 25	637	20,06
B 26	660	20,81
B 27	686	20,86
B 28	710	21,03
B 29	737	21,19
B 29 1/2	750	21,36
B 30	762	21,51
B 30 1/2	775	21,69
B 31	787	22,02
B 32	813	22,42
B 32 1/4	822	23,02
B 32 1/2	829	23,25
B 33	838	23,49
B 33 1/2	850	23,52
B 34	863	23,55
B 34 1/2	875	23,58
B 34 3/4	880	23,68
B 35	889	23,94
B 35 1/2	900	24,24
B 35 3/4	907	24,43
B 36	917	24,67
B 36 3/4	937	25,26
B 37	942	25,36
B 38	965	25,98
B 38 1/2	978	26,33
B 39	990	26,64
B 39 1/2	1002	26,96
B 40	1016	27,37
B 40 1/2	1028	27,70
B 41	1040	28,00
B 42	1067	28,74
B 42 1/2	1079	29,06
B 43	1090	29,36
B 44	1120	30,16
B 44 1/4	1127	30,35

SEZIONE B- SECTION B

Tipo Type	Intern. Li mm	€/cad. €/pc
B 45	1142	30,77
B 46	1168	31,45
B 46 1/2	1180	31,78
B 46 3/4	1187	31,97
B 47	1194	32,15
B 47 1/4	1200	32,33
B 47 1/2	1207	32,52
B 48	1220	32,81
B 49	1250	33,68
B 50	1275	34,33
B 51	1300	34,99
B 52	1320	35,56
B 53	1350	36,38
B 53 1/2	1360	36,63
B 54	1372	36,98
B 55	1400	37,73
B 55 1/2	1412	38,03
B 56	1422	38,27
B 57	1450	39,04
B 58	1473	39,67
B 59	1500	40,39
B 60	1525	41,09
B 61	1550	41,76
B 62	1575	42,44
B 63	1600	43,09
B 64	1625	43,76
B 64 1/2	1637	44,07
B 65	1650	44,44
B 66	1676	45,13
B 66 1/4	1682	45,30
B 66 1/2	1692	45,56
B 67	1700	45,80
B 67 1/4	1712	46,11
B 68	1725	46,48
B 69	1750	47,16
B 69 1/2	1762	47,47
B 70	1775	47,78
B 71	1800	48,47
B 72	1829	49,28

SEZIONE B - SECTION B

Tipo Type	Intern. Li mm	€/cad. €/pc
B 73	1850	49,81
B 74	1880	50,61
B 75	1905	51,30
B 76	1930	51,98
B 77	1956	52,65
B 78	1981	53,34
B 79	2000	53,87
B 80	2032	54,74
B 81	2060	55,44
B 82	2083	56,09
B 83	2108	56,79
B 84	2134	57,46
B 85	2160	58,19
B 86	2187	58,89
B 87	2215	59,65
B 88	2240	60,35
B 89	2261	60,90
B 90	2286	61,57
B 91	2312	62,26
B 92	2337	62,92
B 93	2360	63,56
B 94	2388	64,35
B 95	2413	64,96
B 96	2438	65,66
B 97	2465	66,39
B 97 1/2	2477	66,74
B 98	2500	67,34
B 99	2515	67,73
B 100	2540	68,40
B 101	2566	69,12
B 102	2600	70,02
B 103	2616	70,43
B 104	2641	71,13
B 105	2667	71,84
B 106	2700	72,72
B 107	2718	73,21
B 108	2750	74,06
B 110	2800	75,39
B 112	2845	76,63

SEZIONE B - SECTION B

Tipo Type	Intern. Li mm	€/cad. €/pc
B 112 1/2	2857	76,96
B 113	2870	77,28
B 114	2900	78,11
B 115	2921	78,66
B 116	2950	79,42
B 117	2975	80,10
B 118	3000	80,80
B 120	3048	82,07
B 122	3100	83,48
B 124	3150	84,84
B 125	3175	85,51
B 126	3200	86,19
B 127	3227	86,90
B 128	3250	87,56
B 130	3302	88,95
B 131	3327	89,58
B 132	3350	90,22
B 133	3378	90,98
B 134	3407	91,74
B 135	3429	92,35
B 136	3450	92,90
B 138	3505	94,37
B 140	3550	95,62
B 142	3607	97,14
B 144	3658	98,53
B 146	3709	99,87
B 147	3737	100,66
B 148	3750	101,02
B 150	3810	103,00
B 151	3850	103,70
B 152	3861	103,96
B 154	3912	105,36
B 155	3950	106,36
B 156	3962	106,68
B 157	3987	107,36
B 158	4000	107,71
B 160	4064	109,46
B 161	4087	110,08
B 162	4115	110,84

SEZIONE B - SECTION B

Tipo Type	Intern. Li mm	€/cad. €/pc
B 163	4142	111,56
B 165	4200	113,14
B 167	4250	114,49
B 168	4267	114,91
B 169	4292	115,60
B 173	4394	118,35
B 175	4450	119,83
B 177	4500	121,19
B 180	4572	123,15
B 186	4727	127,30
B 187	4750	127,96
B 188	4777	128,65
B 189	4801	129,32
B 190	4826	129,98
B 192	4877	131,33
B 195	4953	129,60
B 197	5000	130,83
B 200	5080	132,95
B 201	5105	133,60
B 204	5182	135,61
B 208	5285	138,30
B 210	5334	139,59
B 212	5385	140,94
B 214	5436	142,27
B 217	5507	144,11
B 220	5588	146,20
B 221	5615	146,96
B 223	5664	148,23
B 224	5690	148,90
B 225	5715	149,56
B 228	5792	151,59
B 229	5816	152,20
B 232	5893	154,22
B 237	6020	172,66
B 240	6096	174,82
B 248	6300	180,63
B 249	6325	181,38
B 253	6426	184,26
B 255	6477	185,76

SEZIONE B - SECTION B

Tipo Type	Intern. Li mm	€/cad. €/pc
B 259	6579	188,64
B 260	6604	189,40
B 265	6730	192,98
B 267	6782	194,45
B 270	6858	196,65
B 276	7010	201,01
B 280	7112	203,96
B 285	7240	207,61
B 297	7544	216,34
B 300	7620	218,53
B 307	7798	223,62
B 315	8000	229,39
B 330	8382	240,39
B 345	8763	251,28
B 360	9145	262,25
B 361	9170	262,97
B 366	9296	266,59
B 374	9500	272,42
B 394	10008	286,99
B 428 1/2	10885	312,16
B 433	11000	315,44
B 449	11400	326,92
B 472	11990	343,81
B 473	12014	344,53
B 488	12400	355,61
B 512	13000	372,78
B 551	13995	401,34
B 553	14046	402,78
B 583	14808	424,66
B 606	15392	441,42
B 612	15545	445,80

SEZIONE C - SECTION C

Tipo Type	Intern. Li mm	€/cad. €/pc
C 33 3/4	857	34,95
C 39	990	40,16
C 39 3/4	1013	41,11
C 41	1041	42,23
C 42	1067	43,27
C 43	1090	44,23
C 44	1120	45,44
C 45	1143	46,34
C 46	1168	47,38
C 47	1194	48,41
C 48	1220	49,49
C 49	1250	50,71
C 51	1295	52,53
C 52	1320	53,53
C 53	1350	54,76
C 54	1370	55,56
C 55	1400	56,79
C 56	1425	57,81
C 57	1448	58,75
C 58	1473	59,76
C 58 1/2	1486	60,26
C 59	1500	60,84
C 60	1524	61,81
C 61	1550	62,88
C 62	1574	63,86
C 62 1/4	1583	64,22
C 63	1600	64,89
C 64	1626	65,90
C 65	1650	66,94
C 66	1676	67,97
C 67	1702	69,01
C 68	1727	70,05
C 69	1753	71,10
C 70	1778	72,11
C 71	1804	73,18
C 72	1829	74,18
C 73	1854	75,21
C 74	1880	76,23
C 75	1905	77,26

SEZIONE C - SECTION C

Tipo Type	Intern. Li mm	€/cad. €/pc
C 76	1925	78,08
C 78	1981	80,33
C 79	2006	81,36
C 80	2032	82,41
C 81	2057	83,39
C 82	2082	84,43
C 83	2108	85,49
C 84	2134	86,56
C 85	2159	87,58
C 86	2184	88,59
C 87	2208	89,55
C 88	2235	90,65
C 89	2260	91,67
C 90	2286	92,72
C 91	2311	93,75
C 92	2336	94,77
C 93	2360	95,72
C 94	2388	96,87
C 95	2413	97,87
C 96	2438	98,88
C 97	2462	99,85
C 98	2489	100,96
C 99	2525	102,39
C 100	2540	103,00
C 101	2560	103,82
C 102	2591	105,07
C 104	2642	107,17
C 105	2667	108,17
C 106	2692	109,18
C 108	2750	111,55
C 110	2800	113,56
C 111	2818	114,29
C 112	2845	115,39
C 112 1/2	2857	115,89
C 114	2896	117,45
C 115	2921	118,47
C 116	2950	119,65
C 117	2971	120,48
C 118	3000	121,69

SEZIONE C - SECTION C

Tipo Type	Intern. Li mm	€/cad. €/pc
C 120	3048	123,64
C 122	3100	125,75
C 124	3150	127,78
C 126	3200	129,81
C 128	3250	131,84
C 130	3302	133,93
C 132	3350	135,87
C 134	3404	138,06
C 136	3456	140,14
C 138	3505	142,15
C 140	3550	143,98
C 142	3607	146,28
C 144	3658	148,36
C 145	3682	149,31
C 146	3708	150,39
C 147	3733	151,40
C 148	3759	152,08
C 150	3810	154,54
C 152	3860	156,55
C 153	3886	158,26
C 154	3912	158,66
C 158	4013	162,23
C 160	4064	164,84
C 162	4115	166,88
C 165	4193	170,07
C 166	4216	171,02
C 168	4267	173,06
C 170	4318	175,12
C 173	4394	178,20
C 175	4445	180,28
C 177	4500	182,53
C 178	4522	183,40
C 180	4572	185,42
C 185	4699	190,61
C 187	4750	192,67
C 189	4800	194,70
C 193	4900	198,75
C 195	4953	200,90
C 197	5004	202,96

SEZIONE C - SECTION C

Tipo Type	Intern. Li mm	€/cad. €/pc
C 200	5080	206,05
C 204	5182	210,17
C 208	5285	214,34
C 210	5334	216,34
C 212	5384	218,36
C 215	5461	221,47
C 216	5486	222,50
C 218	5537	224,60
C 220	5588	226,66
C 222	5638	228,69
C 223	5664	229,74
C 224	5690	230,79
C 225	5715	231,79
C 228	5792	234,94
C 230	5842	236,94
C 236	5995	243,13
C 238	6045	245,16
C 240	6096	264,90
C 248	6300	273,79
C 250	6350	275,96
C 255	6477	281,47
C 260	6604	286,98
C 261	6629	288,08
C 264	6706	291,49
C 265	6730	292,46
C 268	6807	295,80
C 269	6833	296,91
C 270	6858	298,01
C 276	7010	304,59
C 280	7112	309,03
C 285	7240	314,64
C 295	7493	325,69
C 297	7544	327,83
C 300	7620	331,16
C 303	7696	334,44
C 314	7975	356,66
C 315	8000	357,76
C 316	8026	358,93
C 330	8382	374,89

SEZIONE C - SECTION C

Tipo Type	Intern. Li mm	€/cad. €/pc
C 336	8535	381,72
C 345	8763	391,91
C 348	8839	395,29
C 350	8890	397,61
C 352	8940	399,81
C 354	8992	402,17
C 360	9145	409,00
C 394	10008	447,60
C 420	10668	477,13
C 424	10770	481,68
C 440	11176	499,83
C 452	11480	513,40
C 464	11785	527,08
C 480	12192	545,24
C 482	12243	547,51
C 500	12700	567,97

SEZIONE D - SECTION D

Tipo Type	Intern. Li mm	€/cad. €/pc
D 93	2362	174,14
D 98	2490	183,58
D 101	2565	189,11
D 104	2641	194,70
D 110	2795	206,07
D 118	3000	221,19
D 120	3048	224,72
D 124	3150	232,22
D 125	3175	234,09
D 128	3251	239,70
D 135	3429	252,81
D 136	3454	254,66
D 137	3480	256,60
D 140	3555	262,10
D 144	3658	269,70
D 148	3760	277,21
D 150	3810	280,91
D 152	3861	284,67
D 154	3912	288,43
D 158	4013	295,87
D 162	4115	303,39
D 167	4241	312,69
D 170	4318	318,36
D 173	4394	323,96
D 177	4496	331,50
D 180	4572	337,05
D 187	4750	350,21
D 192	4877	359,58
D 195	4953	365,19
D 197	5004	368,92
D 204	5182	382,10
D 205	5208	383,96
D 207	5259	387,72
D 210	5334	393,27
D 220	5588	412,01
D 223	5664	417,57
D 225	5715	421,36
D 236	5995	442,01
D 238	6045	445,68

SEZIONE D - SECTION D

Tipo Type	Intern. Li mm	€/cad. €/pc
D 240	6096	449,46
D 248	6300	464,48
D 250	6350	468,16
D 255	6477	477,54
D 260	6604	486,92
D 266	6756	498,08
D 270	6858	505,64
D 280	7112	524,36
D 282	7163	528,12
D 285	7240	533,78
D 295	7493	552,44
D 298	7570	558,10
D 300	7620	561,80
D 314	7975	587,96
D 316	8026	591,72
D 326	8280	610,46
D 330	8382	617,97
D 335	8509	627,34
D 345	8763	646,10
D 354	8991	662,86
D 360	9145	674,23
D 374	9500	700,39
D 385	9780	721,07
D 390	9905	730,26
D 394	10008	737,87
D 420	10668	786,53
D 441	11200	825,77
D 450	11430	842,69
D 460	11685	861,50
D 480	12192	898,87
D 500	12700	936,34
D 540	13716	1011,23
D 570	14478	1067,45
D 600	15240	1123,62

SEZIONE E - SECTION E

Tipo Type	Intern. Li mm	€/cad. €/pc
E 180	4575	545,33
E 197	5000	595,94
E 210	5335	635,92
E 226	5740	684,16
E 240	6096	726,61
E 245	6223	741,74
E 248	6300	750,89
E 255	6477	772,02
E 270	6858	817,44
E 285	7240	862,96
E 300	7620	908,26
E 316	8026	956,64
E 330	8382	999,08
E 345	8763	1044,47
E 360	9145	1090,05
E 392	9957	1186,80
E 394	10008	1192,88
E 396	10058	1198,87
E 416	10566	1259,37
E 420	10668	1271,57
E 441	11200	1334,96
E 453	11506	1371,43
E 456	11582	1380,50
E 460	11684	1392,66
E 470	11938	1422,94
E 475	12065	1438,09
E 480	12190	1452,96
E 492	12497	1489,58
E 520	13208	1574,33

SCHEDA TECNICA

Le cinghie trapezoidali **PI BELT** a sezione stretta sono resistenti alle temperature, all'olio e sono antistatiche. L'anima della cinghia, che comprende sia la zona di compressione in gomma che i trefoli che trasmettono la potenza, è avvolta da un rivestimento di tessuto che assicura la protezione da agenti esterni (olio, ozono etc.) ed un contatto uniforme sulle pulegge.

Sono particolarmente adatte per trasmissioni con alte velocità, perché permettono, rispetto alle sezioni classiche, la realizzazione di trasmissioni più compatte, potendo ridurre anche del 50% il numero delle gole delle pulegge. In confronto alle cinghie classiche, le strette hanno anche una maggiore durata nel tempo.

Le cinghie trapezoidali **PI BELT** a sezione stretta sono prodotte con tolleranze di lunghezza ridotte e costanti in modo da poter essere utilizzate in set.

Certificate RoHS e Reach.








Le cinghie trapezoidali a sezione stretta **PI BELT** rispondono alle norme ISO 4184, BS 3790, DIN 7753/1 e RMA/MPTA IP- 22, e sono utilizzabili su pulegge a norma ISO 4183, DIN 2211/1 e RMA/MPTAIP-22.

Caratteristiche generali:

- Armatura di cavi in poliestere ad allungamento ridotto.
- Rivestimento in tela impregnata di gomma policloroprenica resistente al calore, all'abrasione e all'ozono (strato singolo per SPZ-SPA, doppio per SPB-SPC).
- Antiolio e antistatica con marcaggio sul dorso della cinghia.
- Temperatura operativa: da - 20°C a + 70°C.

Caratteristiche dimensionali nominali:

SEZIONE	ISO 4184, BS 3790, DIN 7753/1, RMA/MPTA IP 22	SPZ	SPA	SPB	SPC	3V/9N	5V/15N	8V/25N
Larghezza alla sommità	W (mm)	9,7	12,7	16,3	22	9	15	25
Larghezza primitiva	Wd (mm)	8,5	11	14	19			
Altezza alla sezione	T (mm)	8	10	13	18	8	13	23
Sviluppo primitivo cinghia	Lw=Le- (mm)					4	11	16
Sviluppo interno della cinghia	Li=Lw- (mm)	37	45	60	83			
Sviluppo esterno della cinghia	Le=Lw+ (mm)	13	18	22	30			
Diametro effettivo minimo della puleggia	d _d (mm)	63	90	140	224	63	140	315
Peso	(Kg/m)	0,065	0,115	0,200	0,350	0,070	0,185	0,520
Velocità massima della cinghia raccomandata	v (m/s)	42						

 SPZ 1060 Lw	LUNGHEZZA COSTANTE RESISTENTE AL CALORE E ALL'OLIO - ANTISTATICO
 SPA 1400 Lw	LUNGHEZZA COSTANTE RESISTENTE AL CALORE E ALL'OLIO - ANTISTATICO
 SPB 2360 Lw	LUNGHEZZA COSTANTE RESISTENTE AL CALORE E ALL'OLIO - ANTISTATICO
 SPC 3550 Lw	LUNGHEZZA COSTANTE RESISTENTE AL CALORE E ALL'OLIO - ANTISTATICO
 3V 630 Le	LUNGHEZZA COSTANTE RESISTENTE AL CALORE E ALL'OLIO - ANTISTATICO
 5V 1120 Le	LUNGHEZZA COSTANTE RESISTENTE AL CALORE E ALL'OLIO - ANTISTATICO
 8V 4000 Le	LUNGHEZZA COSTANTE RESISTENTE AL CALORE E ALL'OLIO - ANTISTATICO

TECHNICAL SCHEDULE

PI BELT narrow v-belts are resistant to temperature and oil and are antistatic. The core of the belt, which includes both the rubber compression zone and the tensioning cords, is wrapped in fabric, ensuring protection from external agents (oil, ozone, etc.) and a uniform contact on the pulleys.

They are particularly suited for high-speed transmissions and, compared to classical v-belts, they allow more compact transmissions, reducing even by 50% the number of pulleys grooves. They also assure greater durability.

Narrow v-belts are produced with reduced and constant length tolerances so that they can be used in set.

PI BELT narrow v-belts comply with ISO 4184, BS 3790, DIN 7753/1, and RMA/MPTAIP-22 standards and fit on pulleys in line with ISO 4183, DIN 2211/1 and RMA/MPTAIP-22.

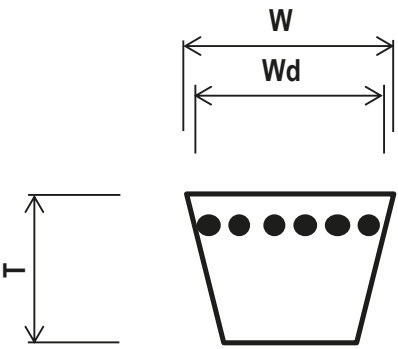
RoHS and Reach certified.








General features:

- Polyester low-stretch cords.
- Polychloroprene fabric cover resistant to ozone and abrasion (single layer on SPZ - SPA, double layer on SPB- SPC).
- Oil and heat resistant, antistatic, with marking on the belt.
- Working temperature range: -20 °C to +70 °C.

Nominal dimensions:

SECTION	ISO 4184, BS 3790, DIN 7753/1, RMA/MPTA IP 22	SPZ	SPA	SPB	SPC	3V/9N	5V/15N	8V/25N
Back width	W (mm)	9,7	12,7	16,3	22	9	15	25
Primitive width	Wd (mm)	8,5	11	14	19			
Height	T (mm)	8	10	13	18	8	13	23
Primitive lenght	Lw=Le- (mm)					4	11	16
Inner Lenght	Li=Lw- (mm)	37	45	60	83			
External lenght	Le=Lw+ (mm)	13	18	22	30			
Minimum pulley diameter	d _d (mm)	63	90	140	224	63	140	315
Weight	(Kg/m)	0,065	0,115	0,200	0,350	0,070	0,185	0,520
Maximum speed	v (m/s)	42						



 SPZ 1060 Lw	CONSTANT LENGHT HEAT AND OIL RESISTANT - ANTISTATIC
 SPA 1400 Lw	CONSTANT LENGHT HEAT AND OIL RESISTANT - ANTISTATIC
 SPB 2360 Lw	CONSTANT LENGHT HEAT AND OIL RESISTANT - ANTISTATIC
 SPC 3550 Lw	CONSTANT LENGHT HEAT AND OIL RESISTANT - ANTISTATIC
 3V 630 Le	CONSTANT LENGHT HEAT AND OIL RESISTANT - ANTISTATIC
 5V 1120 Le	CONSTANT LENGHT HEAT AND OIL RESISTANT - ANTISTATIC
 8V 4000 Le	CONSTANT LENGHT HEAT AND OIL RESISTANT - ANTISTATIC

SEZIONE SPZ - SECTION SPZ

Tipo Type	Est. - Ext. Le mm	€/cad. €/pc
SPZ 512	525	10,66
SPZ 562	575	11,66
SPZ 587	600	12,14
SPZ 607	620	12,58
SPZ 612	625	12,67
SPZ 630	643	13,01
SPZ 637	650	13,16
SPZ 662	675	13,70
SPZ 670	683	13,86
SPZ 687	700	14,17
SPZ 710	723	14,25
SPZ 722	735	14,32
SPZ 737	750	14,36
SPZ 750	763	14,60
SPZ 762	775	14,83
SPZ 772	785	14,87
SPZ 787	800	14,92
SPZ 800	813	14,96
SPZ 812	825	15,17
SPZ 825	838	15,41
SPZ 837	850	15,65
SPZ 850	863	15,93
SPZ 862	875	16,10
SPZ 875	888	16,34
SPZ 887	900	16,59
SPZ 900	913	16,81
SPZ 912	925	17,02
SPZ 922	935	17,25
SPZ 937	950	17,52
SPZ 950	963	17,75
SPZ 957	970	17,86
SPZ 962	975	17,94
SPZ 987	1000	18,43
SPZ 1000	1013	18,65
SPZ 1012	1025	18,87
SPZ 1024	1037	19,11
SPZ 1037	1050	19,33
SPZ 1047	1060	19,49
SPZ 1060	1073	19,75

SEZIONE SPZ - SECTION SPZ

Tipo Type	Est. - Ext. Le mm	€/cad. €/pc
SPZ 1077	1090	20,06
SPZ 1087	1100	20,25
SPZ 1112	1125	20,68
SPZ 1120	1133	20,85
SPZ 1137	1150	21,18
SPZ 1147	1160	21,34
SPZ 1150	1163	21,42
SPZ 1162	1175	21,63
SPZ 1180	1193	21,99
SPZ 1187	1200	22,10
SPZ 1202	1215	22,36
SPZ 1212	1225	22,53
SPZ 1237	1250	23,01
SPZ 1250	1263	23,27
SPZ 1262	1275	23,46
SPZ 1270	1283	23,62
SPZ 1280	1293	23,83
SPZ 1287	1300	23,94
SPZ 1312	1325	24,41
SPZ 1314	1327	24,43
SPZ 1320	1333	24,53
SPZ 1337	1350	24,84
SPZ 1347	1360	25,00
SPZ 1362	1375	25,29
SPZ 1387	1400	25,77
SPZ 1400	1413	26,03
SPZ 1412	1425	26,21
SPZ 1437	1450	26,70
SPZ 1450	1463	26,91
SPZ 1462	1475	27,13
SPZ 1487	1500	27,62
SPZ 1500	1513	27,85
SPZ 1512	1525	28,06
SPZ 1537	1550	28,53
SPZ 1562	1575	28,96
SPZ 1587	1600	29,45
SPZ 1600	1613	29,68
SPZ 1612	1625	29,92
SPZ 1637	1650	30,35

SEZIONE SPZ - SECTION SPZ

Tipo Type	Est. - Ext. Le mm	€/cad. €/pc
SPZ 1650	1663	30,60
SPZ 1662	1675	30,84
SPZ 1687	1700	31,30
SPZ 1700	1713	31,53
SPZ 1737	1750	32,20
SPZ 1750	1763	32,44
SPZ 1762	1775	32,68
SPZ 1787	1800	33,13
SPZ 1800	1813	33,35
SPZ 1812	1825	33,61
SPZ 1837	1850	34,02
SPZ 1850	1863	34,29
SPZ 1862	1875	34,53
SPZ 1880	1893	34,84
SPZ 1887	1900	34,96
SPZ 1900	1913	35,21
SPZ 1937	1950	35,89
SPZ 1950	1963	36,12
SPZ 1962	1975	36,38
SPZ 1987	2000	36,80
SPZ 2000	2013	37,05
SPZ 2019	2032	37,40
SPZ 2037	2050	37,73
SPZ 2062	2075	38,20
SPZ 2087	2100	38,63
SPZ 2120	2133	39,28
SPZ 2137	2150	39,57
SPZ 2187	2200	40,48
SPZ 2240	2253	41,48
SPZ 2262	2275	41,88
SPZ 2287	2300	42,31
SPZ 2360	2373	43,67
SPZ 2437	2450	45,11
SPZ 2487	2500	46,05
SPZ 2500	2513	46,26
SPZ 2580	2593	47,72
SPZ 2650	2663	49,03
SPZ 2687	2700	49,72
SPZ 2720	2733	50,31

SEZIONE SPZ - SECTION SPZ

Tipo Type	Est. - Ext. Le mm	€/cad. €/pc
SPZ 2800	2813	51,78
SPZ 3000	3013	55,44
SPZ 3150	3163	58,22
SPZ 3350	3363	61,90
SPZ 3550	3563	65,56

SEZIONE SPA - SECTION SPA

Tipo Type	Est. - Ext. Le mm	€/cad. €/pc
SPA 647	665	16,18
SPA 707	725	17,67
SPA 732	750	18,26
SPA 757	775	18,88
SPA 762	780	19,00
SPA 782	800	19,49
SPA 800	818	19,94
SPA 807	825	20,10
SPA 832	850	20,70
SPA 850	868	21,16
SPA 857	875	21,34
SPA 875	893	21,79
SPA 882	900	21,97
SPA 900	918	22,40
SPA 907	925	22,53
SPA 925	943	22,98
SPA 932	950	23,14
SPA 950	968	23,60
SPA 957	975	23,79
SPA 982	1000	24,41
SPA 1000	1018	24,82
SPA 1007	1025	24,99
SPA 1032	1050	25,61
SPA 1060	1078	26,28
SPA 1082	1100	26,77
SPA 1090	1108	27,12
SPA 1107	1125	27,43
SPA 1120	1138	27,73
SPA 1132	1150	28,04
SPA 1157	1175	28,66
SPA 1180	1198	29,21
SPA 1207	1225	29,89
SPA 1220	1238	30,16
SPA 1232	1250	30,46
SPA 1250	1268	30,88
SPA 1257	1275	31,08
SPA 1262	1280	31,17
SPA 1272	1290	31,47
SPA 1282	1300	31,68

SEZIONE SPA - SECTION SPA

Tipo Type	Est. - Ext. Le mm	€/cad. €/pc
SPA 1307	1325	32,31
SPA 1320	1338	32,63
SPA 1332	1350	32,93
SPA 1357	1375	33,55
SPA 1382	1400	34,14
SPA 1400	1418	34,56
SPA 1407	1425	34,72
SPA 1425	1443	35,16
SPA 1432	1450	35,33
SPA 1457	1475	35,95
SPA 1482	1500	36,56
SPA 1500	1518	37,02
SPA 1507	1525	37,17
SPA 1532	1550	37,80
SPA 1557	1575	38,38
SPA 1567	1585	38,62
SPA 1582	1600	38,98
SPA 1600	1618	39,41
SPA 1607	1625	39,60
SPA 1632	1650	40,22
SPA 1650	1668	40,65
SPA 1657	1675	40,84
SPA 1682	1700	41,46
SPA 1700	1718	41,88
SPA 1707	1725	42,08
SPA 1732	1750	42,64
SPA 1757	1775	43,24
SPA 1782	1800	43,88
SPA 1800	1818	44,30
SPA 1807	1825	44,48
SPA 1832	1850	45,10
SPA 1857	1875	45,72
SPA 1882	1900	46,27
SPA 1900	1918	46,74
SPA 1907	1925	46,92
SPA 1925	1943	47,33
SPA 1932	1950	47,53
SPA 1957	1975	48,14
SPA 1982	2000	48,75

SEZIONE SPA - SECTION SPA

Tipo Type	Est. - Ext. Le mm	€/cad. €/pc
SPA 2000	2018	49,19
SPA 2032	2050	49,98
SPA 2057	2075	50,57
SPA 2067	2085	50,82
SPA 2082	2100	51,16
SPA 2120	2138	52,11
SPA 2132	2150	52,42
SPA 2182	2200	53,63
SPA 2207	2225	54,24
SPA 2232	2250	54,81
SPA 2240	2258	55,04
SPA 2282	2300	56,05
SPA 2300	2318	56,50
SPA 2307	2325	56,65
SPA 2332	2350	57,27
SPA 2360	2378	57,95
SPA 2382	2400	58,48
SPA 2432	2450	59,70
SPA 2482	2500	60,94
SPA 2500	2518	61,38
SPA 2532	2550	62,17
SPA 2580	2598	63,29
SPA 2582	2600	63,37
SPA 2607	2625	63,98
SPA 2632	2650	64,58
SPA 2650	2668	65,05
SPA 2682	2700	65,84
SPA 2720	2738	66,75
SPA 2725	2743	66,84
SPA 2732	2750	67,02
SPA 2782	2800	68,26
SPA 2800	2818	68,70
SPA 2832	2850	69,49
SPA 2847	2865	69,83
SPA 2882	2900	70,66
SPA 2932	2950	71,91
SPA 2982	3000	73,13
SPA 3000	3018	73,58
SPA 3032	3050	74,37

SEZIONE SPA - SECTION SPA

Tipo Type	Est. - Ext. Le mm	€/cad. €/pc
SPA 3082	3100	75,55
SPA 3150	3168	77,22
SPA 3182	3200	78,02
SPA 3250	3268	79,64
SPA 3282	3300	80,44
SPA 3350	3368	82,12
SPA 3382	3400	82,86
SPA 3400	3418	83,29
SPA 3450	3468	84,54
SPA 3482	3500	85,32
SPA 3550	3568	86,94
SPA 3650	3668	89,40
SPA 3750	3768	91,84
SPA 4000	4018	97,93
SPA 4250	4268	104,02
SPA 4500	4518	110,14

SEZIONE SPB - SECTION SPB

Tipo Type	Est. - Ext. Le mm	€/cad. €/pc
SPB 1250	1272	46,26
SPB 1280	1302	47,33
SPB 1320	1342	48,80
SPB 1360	1382	50,28
SPB 1400	1422	51,71
SPB 1450	1472	53,56
SPB 1500	1522	55,34
SPB 1550	1572	57,20
SPB 1600	1622	59,02
SPB 1650	1672	60,82
SPB 1700	1722	62,60
SPB 1750	1772	64,46
SPB 1757	1779	64,70
SPB 1800	1822	66,29
SPB 1850	1872	68,10
SPB 1860	1882	68,41
SPB 1900	1922	69,89
SPB 1950	1972	71,72
SPB 2000	2022	73,56
SPB 2020	2042	74,25
SPB 2060	2082	75,70
SPB 2110	2132	77,53
SPB 2120	2142	77,90
SPB 2180	2202	80,08
SPB 2240	2262	82,26
SPB 2246	2268	82,49
SPB 2264	2286	83,15
SPB 2280	2302	83,73
SPB 2300	2322	84,44
SPB 2320	2342	85,18
SPB 2360	2382	86,64
SPB 2391	2413	87,75
SPB 2410	2432	88,47
SPB 2430	2452	89,20
SPB 2500	2522	91,72
SPB 2530	2552	92,81
SPB 2580	2602	94,62
SPB 2600	2622	95,33
SPB 2650	2672	97,16

SEZIONE SPB - SECTION SPB

Tipo Type	Est. - Ext. Le mm	€/cad. €/pc
SPB 2680	2702	98,26
SPB 2720	2742	99,73
SPB 2780	2802	101,89
SPB 2800	2822	102,65
SPB 2840	2862	104,10
SPB 2900	2922	106,28
SPB 2950	2972	108,10
SPB 3000	3022	109,93
SPB 3070	3092	112,45
SPB 3150	3172	115,39
SPB 3170	3192	116,06
SPB 3250	3272	118,98
SPB 3350	3372	122,66
SPB 3425	3447	125,35
SPB 3450	3472	126,25
SPB 3550	3572	129,92
SPB 3650	3672	133,53
SPB 3675	3697	134,44
SPB 3750	3772	137,18
SPB 3800	3822	139,00
SPB 3870	3892	141,57
SPB 4000	4022	146,26
SPB 4060	4082	148,46
SPB 4120	4142	150,62
SPB 4250	4272	155,35
SPB 4310	4332	157,56
SPB 4370	4392	159,73
SPB 4500	4522	164,46
SPB 4750	4772	173,59
SPB 4870	4892	177,95
SPB 5000	5022	182,63
SPB 5300	5322	193,57
SPB 5600	5622	204,47
SPB 6000	6022	219,01
SPB 6300	6322	229,97
SPB 6450	6472	235,37
SPB 6700	6722	244,46
SPB 7100	7122	259,01
SPB 7500	7522	273,57

SEZIONE SPB - SECTION SPB

Tipo Type	Est. - Ext. Le mm	€/cad. €/pc
SPB 8000	8022	291,76
SPB 8500	8522	309,93

SEZIONE SPC- SECTION SPC

Tipo Type	Est. - Ext. Le mm	€/cad. €/pc
SPC 2000	2030	119,11
SPC 2120	2150	126,18
SPC 2240	2270	133,20
SPC 2360	2390	140,25
SPC 2500	2530	148,46
SPC 2600	2630	154,34
SPC 2650	2680	157,28
SPC 2800	2830	166,06
SPC 3000	3030	177,79
SPC 3150	3180	186,58
SPC 3350	3380	198,34
SPC 3550	3580	210,07
SPC 3750	3780	221,80
SPC 4000	4030	236,47
SPC 4250	4280	251,15
SPC 4500	4530	265,83
SPC 4750	4780	280,50
SPC 5000	5030	295,13
SPC 5300	5330	312,76
SPC 5600	5630	330,35
SPC 6000	6030	353,83
SPC 6300	6330	371,43
SPC 6700	6730	394,91
SPC 7100	7130	418,37
SPC 7500	7530	441,85
SPC 8000	8030	471,19
SPC 8500	8530	500,50
SPC 9000	9030	529,86
SPC 9500	9530	559,23
SPC 10000	10030	588,57
SPC 10600	10630	623,76
SPC 11200	11230	658,97
SPC 11600	11630	682,45
SPC 11800	11830	694,18
SPC 12000	12030	705,88
SPC 12250	12280	720,60
SPC 12400	12430	729,38
SPC 12500	12530	735,23
SPC 15000	15030	881,96

SEZIONE 3V - SECTION 3V

Tipo Type	Est. - Ext. Le mm	€/cad. €/pc
3V 250	635	12,77
3V 265	675	13,54
3V 280	710	14,28
3V 300	760	15,27
3V 315	800	16,10
3V 335	850	17,07
3V 355	900	18,07
3V 375	955	19,21
3V 400	1015	20,42
3V 425	1080	21,69
3V 450	1145	23,02
3V 475	1205	24,23
3V 500	1270	25,52
3V 530	1345	27,03
3V 560	1420	28,57
3V 600	1525	30,65
3V 630	1600	32,16
3V 670	1700	34,17
3V 710	1805	36,30
3V 750	1905	38,28
3V 800	2030	40,79
3V 850	2160	43,42
3V 900	2285	45,94
3V 950	2415	48,55
3V 1000	2540	51,05
3V 1060	2690	54,10
3V 1120	2845	57,19
3V 1180	2995	60,20
3V 1250	3175	63,81
3V 1320	3355	67,43
3V 1400	3555	71,46

SEZIONE 5V - SECTION 5V

Tipo Type	Est. - Ext. Le mm	€/cad. €/pc
5V 500	1270	46,18
5V 530	1345	48,95
5V 560	1420	51,63
5V 600	1525	55,44
5V 630	1600	58,21
5V 670	1700	61,84
5V 710	1805	67,18
5V 750	1905	70,92
5V 800	2030	75,57
5V 850	2160	80,43
5V 900	2285	85,04
5V 950	2415	89,90
5V 1000	2540	94,55
5V 1060	2690	100,09
5V 1120	2845	105,90
5V 1180	2995	111,47
5V 1250	3175	118,18
5V 1320	3355	124,87
5V 1400	3555	132,30
5V 1500	3810	141,80
5V 1600	4065	151,27
5V 1700	4320	160,78
5V 1750	4445	165,52
5V 1800	4570	170,10
5V 1900	4825	179,58
5V 2000	5080	189,08
5V 2120	5385	200,42
5V 2240	5690	211,78
5V 2360	5995	223,11
5V 2500	6350	236,34
5V 2650	6730	250,47
5V 2800	7110	264,64
5V 3000	7620	283,62
5V 3150	8000	297,73
5V 3350	8515	316,91
5V 3550	9015	335,50

SEZIONE 8V - SECTION 8V

Tipo Type	Est. - Ext. Le mm	€/cad. €/pc
8V 1000	2540	190,42
8V 1060	2690	201,67
8V 1120	2845	213,29
8V 1180	2995	224,54
8V 1250	3175	238,01
8V 1320	3355	251,52
8V 1400	3555	266,53
8V 1500	3810	285,65
8V 1600	4065	304,72
8V 1700	4320	323,84
8V 1800	4570	342,58
8V 1900	4825	361,71
8V 2000	5080	380,83
8V 2120	5385	403,69
8V 2240	5690	426,55
8V 2360	5995	449,43
8V 2500	6350	476,05
8V 2650	6730	504,55
8V 2800	7110	533,01
8V 3000	7620	571,25
8V 3150	8000	599,72
8V 3350	8509	637,92
8V 3550	9017	675,99
8V 3750	9525	714,07
8V 4000	10160	761,67
8V 4250	10795	809,26
8V 4500	11430	856,91
8V 4750	12065	904,49
8V 5000	12700	952,07

SCHEMA TECNICA

Le cinghie multiband **PI BELT** hanno la stessa struttura e la stessa capacità di trasmissione di potenza delle analoghe cinghie trapezoidali classiche di pari sezione, ma i singoli elementi sono uniti da una fascia tessile sul dorso a formare un unico insieme. Le cinghie multiband, disponibili nelle sezioni A, B, C, D, SPA, SPB, SPC, 3V, 5V e 8V, vengono impiegate in tutte le applicazioni in cui le cinghie devono lavorare in gruppo allo stesso livello di tensionamento. In alcuni casi, il tensionamento può essere fatto tramite un galoppino. Inoltre, la presenza della banda risolve problemi di oscillazioni in caso di cinghie molto lunghe.

Possono essere montate su pulegge a norma ISO 4183, ISO 5290 e ASAE S211.5, secondo i valori indicati nelle tabelle dimensionali sottostanti.

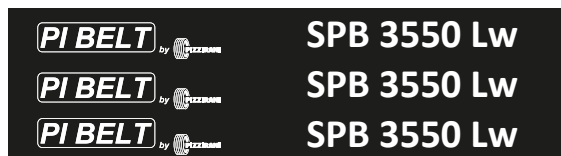
Certificate RoHS e Reach.

Caratteristiche generali:

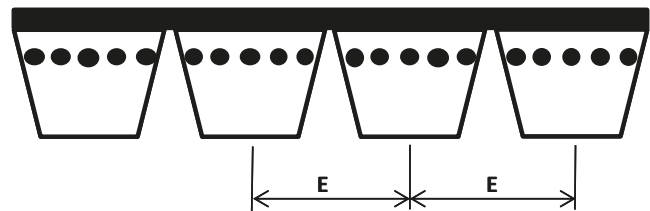
- Armatura di cavi in poliestere ad allungamento ridotto.
- Rivestimento in tela impregnata di gomma policloroprenica resistente al calore, all'abrasione e all'ozono.
- Antiolio e antistatica con marcaggio sul dorso della cinghia.
- Temperatura operativa: da - 20°C a + 60°C.

Caratteristiche dimensionali nominali:

SEZIONE	HA	HB	HC	HD	SPA	SPB	SPC	3V	5V	8V
Cinghia di riferimento	A	B	C	D	SPA	SPB	SPC	3V	5V	8V
Interasse delle gole E (mm)	15	19	25	37	15	19,0	25	10	17,5	29



Marcatore delle cinghie



TECHNICAL SCHEDULE

PI BELT banded v-belts have the same structure and power transmission capacity as their corresponding classical v-belts, but the single elements are joined together by a band on the top. Banded v-belts are available in section A, B, C, D, SPA, SPB, SPC, 3V, 5V and 8V. They are used in all applications where the belts need to work in set with the same level of tensioning. In some cases, the belts can be tensioned by an idler. Moreover, the presence of the band solves problems of oscillation in case of very long belts.

Banded v-belts can be fitted on pulleys in line with ISO 4183, ISO 5290, and ASAE S211.5 standards, according to data shown in the tables below.

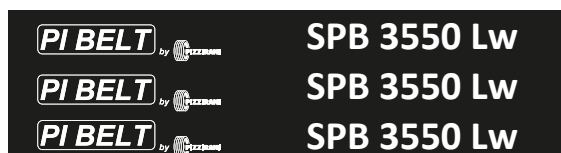
RoHS and Reach certified.

General features:

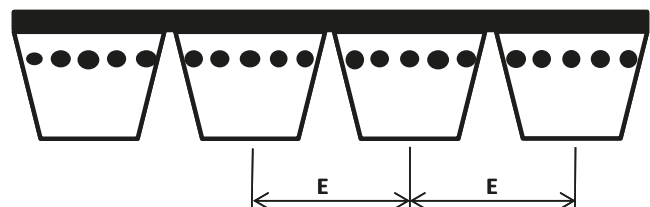
- Polyester low-stretch cords.
- Polychloroprene fabric cover resistant to ozone and abrasion.
- Oil and heat resistant, antistatic, with marking on the belt.
- Working temperature range: -20 °C to +60 °C.

Nominal dimensions:

SECTION	HA	HB	HC	HD	SPA	SPB	SPC	3V	5V	8V
Reference belt	A	B	C	D	SPA	SPB	SPC	3V	5V	8V
Grooves centre distance mm	15	19	25	37	15	19,0	25	10	17,5	29



Belt marking



Tipo Type	Elementi Elements	€/Elemento €/Rib
HA 64	da 2 a 8	70,39
HA 65	da 2 a 8	70,80
HA 66	da 2 a 8	71,90
HA 72	da 2 a 8	78,40
HA 74	da 2 a 8	80,58
HA 75	da 2 a 8	81,69
HA 98	da 2 a 8	106,71
HA 103	da 2 a 8	112,16
HA 124	da 2 a 8	135,03
HB 67	da 2 a 8	105,67
HB 72	da 2 a 8	113,56
HB 78	da 2 a 8	123,08
HB 86	da 2 a 8	135,69
HB 94	da 2 a 8	148,31
HB 108	da 2 a 8	170,41
HB 118	da 2 a 8	186,18
HB 120	da 2 a 8	189,32
HB 124	da 2 a 8	195,66
HB 126	da 2 a 8	198,83
HB 132	da 2 a 8	208,26
HB 133	da 2 a 8	209,81
HB 134	da 2 a 8	211,41
HB 136	da 2 a 8	214,54
HB 138	da 2 a 8	217,75
HB 139	da 2 a 8	219,32
HB 148	da 2 a 8	233,51
HB 152	da 2 a 8	239,82
HB 157	da 2 a 8	247,90
HB 158	da 2 a 8	249,48
HB 167	da 2 a 8	265,25
HB 173	da 2 a 8	272,99
HB 186	da 2 a 8	293,47
HB 188	da 2 a 8	296,64
HC 100	da 2 a 8	270,35
HC 138	da 2 a 8	372,94
HC 140	da 2 a 8	378,50
HC 142	da 2 a 8	383,76
HC 144	da 2 a 8	389,16
HC 160	da 2 a 8	432,36

Tipo Type	Elementi Elements	€/Elemento €/Rib
HC 240	da 2 a 8	648,54
HC 482	da 2 a 8	1302,59
HD 225	da 2 a 8	1077,63
SPA 2720	da 2 a 8	154,39
SPA 3150	da 2 a 8	178,78
SPA 3550	da 2 a 8	201,49
SPA 3750	da 2 a 8	213,44
SPA 4000	da 2 a 8	227,03
SPB 1900	da 2 a 8	144,60
SPB 2120	da 2 a 8	161,33
SPB 2240	da 2 a 8	170,48
SPB 2500	da 2 a 8	190,28
SPB 2530	da 2 a 8	192,54
SPB 2580	da 2 a 8	196,39
SPB 2650	da 2 a 8	201,70
SPB 2800	da 2 a 8	213,11
SPB 2900	da 2 a 8	221,66
SPB 3000	da 2 a 8	228,35
SPB 3150	da 2 a 8	239,78
SPB 3350	da 2 a 8	255,01
SPB 3550	da 2 a 8	270,17
SPB 3750	da 2 a 8	285,41
SPB 4000	da 2 a 8	304,50
SPB 4250	da 2 a 8	323,50
SPB 4370	da 2 a 8	332,60
SPB 4500	da 2 a 8	342,53
SPB 4750	da 2 a 8	361,57
SPB 5000	da 2 a 8	380,56
SPB 5300	da 2 a 8	403,39
SPB 5600	da 2 a 8	426,25
SPB 6000	da 2 a 8	456,72
SPB 6300	da 2 a 8	479,55
SPB 7100	da 2 a 8	540,41
SPC 3000	da 2 a 8	422,05
SPC 3150	da 2 a 8	443,15
SPC 3550	da 2 a 8	499,43
SPC 4000	da 2 a 8	562,73

Tipo Type	Elementi Elements	€/Elemento €/Rib
SPC 4250	da 2 a 8	597,91
SPC 4500	da 2 a 8	633,06
SPC 4750	da 2 a 8	668,23
SPC 5000	da 2 a 8	703,38
SPC 5300	da 2 a 8	745,18
SPC 5600	da 2 a 8	787,80
SPC 6000	da 2 a 8	844,11
SPC 6300	da 2 a 8	886,29
SPC 6700	da 2 a 8	942,57
SPC 7100	da 2 a 8	998,86
SPC 7500	da 2 a 8	1055,12
SPC 8000	da 2 a 8	1125,43
SPC 8500	da 2 a 8	1195,79
SPC 9000	da 2 a 8	1266,13
SPC 9500	da 2 a 8	1336,45
SPC 10000	da 2 a 8	1406,85
3V 850	da 2 a 8	93,58
3V 1000	da 2 a 8	110,10
3V 1060	da 2 a 8	116,69
3V 1400	da 2 a 8	154,13
5V 630	da 2 a 8	120,51
5V 850	da 2 a 8	162,54
5V 1320	da 2 a 8	252,42
5V 1400	da 2 a 8	267,73
5V 1700	da 2 a 8	325,12
5V 1800	da 2 a 8	344,20
5V 1900	da 2 a 8	363,33
5V 2240	da 2 a 8	428,34
5V 2360	da 2 a 8	451,29
5V 2500	da 2 a 8	478,05
8V 1250	da 2 a 8	432,36
8V 2000	da 2 a 8	691,80
8V 2240	da 2 a 8	774,78
8V 2360	da 2 a 8	816,29
8V 2800	da 2 a 8	968,41
8V 3000	da 2 a 8	1037,56
8V 3150	da 2 a 8	1089,46
8V 3350	da 2 a 8	1158,64
8V 3750	da 2 a 8	1297,00

SCHEDA TECNICA

Le cinghie esagonali hanno la stessa struttura e capacità di trasmissione di potenza delle analoghe cinghie trapezoidali classiche di pari sezione. Le cinghie esagonali, disponibili nelle sezioni AA, BB, CC, vengono impiegate in tutte le applicazioni dove si rende necessario muovere più pulegge con un movimento alternato e inverso. Essendo la sezione speculare, le pulegge possono lavorare indifferentemente su ambedue i lati della cinghia. Le cinghie esagonali possono essere montate su tutte le pulegge a norma ISO 4183, DIN 2211/1 e RMA/MPTA IP-22. Certificate RoHS e Reach.


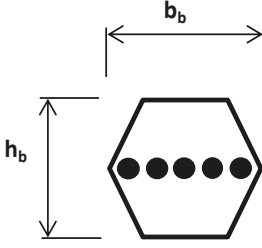
Caratteristiche generali:

- Armatura di cavi in poliestere ad allungamento ridotto.
- Rivestimento in tela impregnata di gomma policloroprenica resistente al calore, all'abrasione e all'ozono.
- Antiolio e antistatica con marcaggio sul dorso della cinghia.
- Temperatura operativa: da - 20°C a + 60°C.

Caratteristiche dimensionali nominali:

Le cinghie esagonali sono individuate da una doppia lettera che ne definisce la sezione (es. BB) e da un codice numerico (es. 112) che ne definisce la lunghezza teorica interna. Per ottenere lo sviluppo primitivo nominale in mm si utilizza la seguente conversione:

- SEZ AA = codice cinghia x 25,4 + 30 mm.
- SEZ BB = codice cinghia x 25,4 + 40 mm.
- SEZ CC = codice cinghia x 25,4 + 60 mm.

		 AA 96			
SEZIONE		AA	BB	CC	
Larghezza primitiva	b_b (mm)	13	17	22	
Sviluppo interno = Sviluppo primitivo	(mm)	-30	-40	-60	
Sviluppo esterno = Sviluppo primitivo	(mm)	+30	+40	+60	
Angolo dei fianchi		40°	40°	40°	
Diametro effettivo minimo della puleggia	(mm)	80	125	225	
Velocità massima della cinghia raccomandata	(m/s)	33	30	28	

TECHNICAL SCHEDULE

PI BELT double v-belts (hexagonal) have the same structure and power transmission capacity as their corresponding classical v-belt. Double v- belts, available in sections AA, BB, CC, are used in all applications where it is required to move more pulleys with an alternating and reverse movement. Since there are two specular sections, the pulleys can work equally on both sides of the belts.

Double v-belts can be fitted on all pulleys in line with ISO 4183, DIN 2211/1 and RMA/MPTAIP-22.

RoHS and Reach certified.

General features:


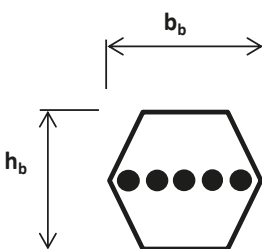
- Polyester low-stretch cords.
- Polychloroprene fabric cover resistant to ozone, heat and abrasion.
- Oil resistant, antistatic, with marking on the belt.
- Working temperature range: -20 °C to +60 °C.

Nominal dimensions:

Double v- belts are identified by a double letter that defines the section (e.g. BB) and a numerical code (e.g. 112) that defines the theoretical internal length.

To obtain the nominal pitch development in mm you can use the following table:

- SECTION AA = belt code x 25.4 + 30 mm
- SECTION BB = belt code x 25.4 + 40 mm
- SECTION CC = belt code x 25.4 + 60 mm

		 AA 96			
SECTION		AA	BB	CC	
Primitive width	b_b (mm)	13	17	22	
Internal length = Primitive Length	(mm)	-30	-40	-60	
External length = Primitive Length	(mm)	+30	+40	+60	
Side angle		40°	40°	40°	
Minimum pulley diameter	(mm)	80	125	225	
Maximum speed	(m/s)	33	30	28	

SEZIONE AA - SECTION AA

Tipo Type	Intern. Li mm	€/cad. €/pc
AA 63**	1600	84,82
AA 64	1626	86,14
AA 65 **	1651	87,48
AA 66 **	1676	88,84
AA 67	1702	90,18
AA 68	1727	91,54
AA 69 **	1753	92,88
AA 70	1778	94,22
AA 71	1803	95,57
AA 72	1829	96,91
AA 73	1854	98,25
AA 74 **	1880	99,61
AA 75	1905	100,96
AA 76	1930	102,31
AA 77	1956	103,64
AA 78	1981	105,00
AA 79	2007	106,34
AA 80	2032	107,68
AA 81	2057	109,03
AA 82	2083	110,37
AA 83	2108	111,69
AA 84	2134	113,05
AA 85	2159	114,41
AA 86	2184	115,78
AA 87	2210	117,11
AA 88	2235	118,46
AA 89	2261	119,80
AA 90	2286	121,13
AA 91	2311	122,47
AA 92	2337	123,86
AA 93	2362	125,18
AA 94	2388	126,52
AA 95	2413	127,86
AA 96	2438	129,21
AA 97	2464	130,55
AA 98	2489	131,91
AA 99	2515	133,27
AA 100	2540	134,60
AA 102	2591	137,30

SEZIONE AA - SECTION AA

Tipo Type	Intern. Li mm	€/cad. €/pc
AA 103	2616	138,63
AA 104	2642	139,99
AA 105	2667	141,33
AA 107	2718	144,01
AA 108	2743	145,35
AA 110	2794	148,08
AA 112	2845	150,77
AA 113	2870	152,09
AA 115	2921	154,79
AA 116	2946	156,12
AA 118	2997	158,83
AA 120	3048	161,51
AA 124	3150	166,90
AA 126	3200	169,59
AA 127	3226	170,94
AA 128	3251	172,30
AA 130**	3302	174,98
AA 131	3327	176,32
AA 132**	3353	177,65
AA 134	3404	180,37
AA 136	3454	183,05
AA 138	3505	185,74
AA 140**	3556	188,44
AA 142**	3607	191,10
AA 144**	3658	193,82
AA 146**	3708	196,53
AA 148**	3759	199,20
AA 150**	3810	201,91
AA 152	3861	204,58
AA 155**	3937	208,63
AA 158	4013	212,67
AA 162	4115	218,03
AA 167	4242	224,80
AA 173**	4394	232,85
AA 177**	4496	238,23
AA 180**	4572	242,31
AA 187**	4750	251,69

SEZIONE BB - SECTION BB

Tipo Type	Intern. Li mm	€/cad. €/pc
BB 75	1905	138,85
BB 76	1930	140,70
BB 77	1956	142,57
BB 78	1981	144,43
BB 79	2007	146,27
BB 80	2032	148,13
BB 81	2057	149,96
BB 82	2083	151,83
BB 83	2108	153,67
BB 84	2134	155,51
BB 85	2159	157,39
BB 86	2184	159,23
BB 87	2210	161,07
BB 88	2235	162,94
BB 89	2261	164,79
BB 90	2286	166,62
BB 91	2311	168,50
BB 92	2337	170,34
BB 93	2362	172,19
BB 94	2388	174,03
BB 95	2413	175,90
BB 96	2438	177,75
BB 97	2464	179,59
BB 98	2489	181,45
BB 99	2515	183,30
BB 100	2540	185,15
BB 101	2565	187,01
BB 102	2591	188,85
BB 103	2616	190,70
BB 104	2642	192,58
BB 105	2667	194,40
BB 106	2692	196,25
BB 107	2718	198,10
BB 108	2743	199,98
BB 110	2794	203,65
BB 112	2845	207,38
BB 113	2870	209,21

** NON a stock. Chiedere tempi di consegna.

** NOT in stock. Ask for delivery time.

SEZIONE BB - SECTION BB

Tipo Type	Intern. Li mm	€/cad. €/pc
BB 114	2896	211,06
BB 115	2921	212,93
BB 116	2946	214,79
BB 118	2997	218,48
BB 120	3048	222,18
BB 122	3099	225,87
BB 123	3124	227,73
BB 124	3150	229,57
BB 126	3200	233,30
BB 127	3226	235,14
BB 128	3251	236,98
BB 130	3302	240,69
BB 131	3327	242,55
BB 132	3353	244,39
BB 133	3378	246,26
BB 134	3404	248,12
BB 135	3429	249,94
BB 136	3454	251,80
BB 138	3505	255,51
BB 140	3556	259,19
BB 142	3607	262,93
BB 144	3658	266,61
BB 146	3708	270,31
BB 147**	3734	272,16
BB 148	3759	274,01
BB 151	3835	279,58
BB 152	3861	281,44
BB 154	3912	285,11
BB 155	3937	286,98
BB 157**	3988	290,68
BB 158	4013	292,55
BB 161	4089	298,10
BB 162	4115	299,93
BB 163**	4140	301,79
BB 165**	4191	305,50
BB 167**	4242	309,20
BB 168	4267	311,06
BB 169**	4293	312,91
BB 173	4394	320,30

SEZIONE BB - SECTION BB

Tipo Type	Intern. Li mm	€/cad. €/pc
BB 175**	4445	324,02
BB 177	4496	327,71
BB 180	4572	333,28
BB 184	4674	341,34
BB 185	4700	342,55
BB 186**	4724	344,38
BB 187**	4750	346,23
BB 188**	4775	348,10
BB 190	4826	351,78
BB 192**	4877	355,48
BB 195	4953	361,04
BB 197**	5004	364,74
BB 200**	5080	370,28
BB 201**	5105	372,15
BB 204**	5182	377,69
BB 208**	5283	385,10
BB 210	5334	388,81
BB 212**	5385	392,51
BB 214**	5436	396,23
BB 217**	5512	401,79
BB 220**	5588	407,32
BB 221**	5613	409,19
BB 223**	5664	412,87
BB 224**	5690	414,73
BB 225**	5715	416,58
BB 228**	5791	422,14
BB 229**	5817	424,00
BB 232**	5893	429,54
BB 237**	6020	438,81
BB 240	6096	444,35
BB 248	6299	459,17
BB 249**	6325	461,01
BB 253**	6426	468,42
BB 255**	6477	472,14
BB 259	6579	479,52
BB 265**	6731	490,66
BB 270	6858	499,90
BB 276**	7010	511,02
BB 280**	7112	518,40

SEZIONE BB - SECTION BB

Tipo Type	Intern. Li mm	€/cad. €/pc
BB 285**	7239	527,68
BB 300	7620	555,46
BB 315**	8001	583,22
BB 330**	8382	610,97
BB 345**	8763	638,75
BB 360**	9144	666,53
BB 361**	9169	668,39
BB 366**	9296	677,64
BB 374**	9500	692,46
BB 394**	10008	729,50

** NON a stock. Chiedere tempi di consegna.
** NOT in stock. Ask for delivery time.

SEZIONE CC - SECTION CC

Tipo Type	Intern. Li mm	€/cad. €/pc
CC 91**	2311	269,15
CC 92**	2337	272,10
CC93**	2362	275,06
CC 94**	2388	278,01
CC 95**	2413	280,96
CC 96	2438	283,91
CC 97**	2464	286,89
CC 98**	2489	289,84
CC 99**	2515	292,80
CC 100**	2540	295,75
CC 101**	2565	298,73
CC 102**	2591	301,68
CC 104**	2642	307,58
CC 105	2667	310,55
CC 106	2692	313,51
CC 108**	2743	319,41
CC 110**	2794	325,34
CC 111**	2819	328,31
CC 112	2845	331,22
CC 114**	2896	337,15
CC 115**	2921	340,13
CC 116**	2946	343,06
CC 117**	2972	346,04
CC 118	2997	348,99
CC 120	3048	354,89
CC 122**	3099	360,82
CC 124	3150	366,74
CC 126	3200	372,67
CC 128	3251	378,59
CC 130**	3302	384,49
CC 132**	3353	390,42
CC 134**	3404	396,31
CC 136	3454	402,24
CC 138**	3505	408,13
CC 140	3556	414,07
CC 142**	3607	419,99
CC 144	3658	425,91
CC 145**	3683	428,85
CC 146	3708	431,83

SEZIONE CC - SECTION CC

Tipo Type	Intern. Li mm	€/cad. €/pc
CC 147**	3734	434,76
CC 148**	3759	437,73
CC 150**	3810	443,65
CC 152**	3861	449,56
CC 153	3886	452,50
CC 154**	3912	455,47
CC 158	4013	467,29
CC 160**	4064	473,21
CC 162	4115	479,13
CC 165	4191	488,00
CC 166**	4216	490,97
CC 168**	4267	496,89
CC 170	4318	502,79
CC 173	4394	511,65
CC 175	4445	517,56
CC 177**	4496	523,48
CC 178**	4521	526,45
CC 180	4572	532,37
CC 185**	4699	547,15
CC 187**	4750	553,06
CC 189**	4801	558,99
CC 193	4902	570,80
CC 195	4953	576,71
CC 197**	5004	582,64
CC 200	5080	591,51
CC 204**	5182	603,34
CC 208**	5283	615,16
CC 210	5334	621,09
CC 212**	5385	627,00
CC 215**	5461	635,87
CC 216**	5486	638,85
CC 218**	5537	644,75
CC 220**	5588	650,68
CC 222**	5639	656,58
CC 223**	5664	659,54
CC 224	5690	662,51
CC 225**	5715	665,45
CC 228**	5791	674,33
CC 230**	5842	680,24

SEZIONE CC - SECTION CC

Tipo Type	Intern. Li mm	€/cad. €/pc
CC 236**	5994	697,99
CC 238**	6045	703,88
CC 240	6096	709,81
CC 248**	6299	733,48
CC 250**	6350	739,40
CC 255**	6477	754,18
CC 260**	6604	768,96
CC 261**	6629	771,94
CC 265**	6731	783,75
CC 268**	6807	792,65
CC 270	6858	798,56
CC 276**	7010	816,29
CC 280**	7112	828,11
CC 285**	7239	842,91
CC 297**	7544	878,41
CC 300	7620	887,26
CC 303**	7696	896,16
CC 314**	7976	928,66
CC 315**	8001	931,62
CC 316**	8026	934,59
CC 330	8382	975,99
CC 336	8534	993,74
CC 345**	8763	1020,37
CC 348**	8839	1029,24
CC 350**	8890	1035,14
CC 352**	8941	1041,06
CC 354**	8992	1046,97
CC 360	9144	1064,70

** NON a stock. Chiedere tempi di consegna.
** NOT in stock. Ask for delivery time.

SCHEDA TECNICA

Le cinghie trapezoidali **PI BELT** dentellate a fianchi aperti, rispetto alle cinghie classiche fasciate, offrono un minor diametro di avvolgimento, una maggior resistenza al calore e sono adatte a trasmissioni con alte velocità. Le cinghie trapezoidali dentellate **PI BELT** sono prodotte con tolleranze di lunghezza ridotte e costanti in modo da poter essere utilizzate in set.

Le cinghie trapezoidali dentellate a sezione classica **PI BELT** rispondono alle norme ISO 4184, BS 3790, DIN 7753/1 e RMA/MPTA IP-22 e sono utilizzabili su pulegge a norme ISO 4183, DIN 2211/1 e RMA/MPTA IP-22.

Certificate RoHS e Reach.

Caratteristiche generali:

- Armatura di cavi in poliestere ad allungamento ridotto.
- Fianchi aperti per una maggior performance.
- Antiolio e antistatica con marcaggio sul dorso della cinghia.
- Temperatura operativa: da - 25°C a + 80°C.

Caratteristiche dimensionali nominali:

SEZIONE	ISO 4184, BS 3790, DIN 7753/1, RMA/MPTA	ZX	AX	BX	CX
Larghezza alla sommità	W (mm)	9,7	12,7	16,3	22
Larghezza primitiva	Wd (mm)	8,5	11	14	19
Altezza alla sezione	T (mm)	6	8	11	14
Sviluppo primitivo cinghia	Lw=Li+ (mm)	22	30	43	55
Sviluppo esterno della cinghia	Le=Li+ (mm)	38	50	66	85
Diametro effettivo minimo della puleggia	d _d (mm)	40	50	80	140
Peso	(Kg/m)	0,040	0,080	0,165	0,250
Velocità massima della cinghia raccomandata	v (m/s)	48			

PI BELT by	ZX 30 10 x 762 Li	LUNGHEZZA COSTANTE RESISTENTE AL CALORE E ALL'OLIO - ANTISTATICO
PI BELT by	AX 70 13 x 1775 Li	LUNGHEZZA COSTANTE RESISTENTE AL CALORE E ALL'OLIO - ANTISTATICO
PI BELT by	BX 46 17 x 1168 Li	LUNGHEZZA COSTANTE RESISTENTE AL CALORE E ALL'OLIO - ANTISTATICO
PI BELT by	CX 90 22 x 2286 Li	LUNGHEZZA COSTANTE RESISTENTE AL CALORE E ALL'OLIO - ANTISTATICO

TECHNICAL SCHEDULE

PI BELT cogged raw edge v-belts, compared to classical wrapped v-belts, reduce the minimum diameter of pulleys, provide higher heat resistance and are suitable for high-speed transmissions.

PI BELT cogged raw edge v-belts are produced with reduced and constant length tolerances so that they can be used in set.

PI BELT cogged raw edge v-belts are in line with ISO 4184, BS 3790, DIN 7753/1, RMA/MPTA IP-22, and can be fitted on pulleys in line with ISO 4183, DIN 2211/1 and RMA/MPTA IP-22.









RoHS and Reach certified.

General features:

- Polyester low-stretch cords.
- Raw edge for a higher performance.
- Oil resistant and antistatic, with marking on the belt.
- Working temperature range: -25 °C to +80 °C.

Nominal dimensions:

SECTION	ISO 4184, BS 3790, DIN 7753/1, RMA/MPTA	ZX	AX	BX	CX
Back width	W (mm)	9,7	12,7	16,3	22
Primitive width	Wd (mm)	8,5	11	14	19
Height	T (mm)	6	8	11	14
Primitive lenght	Lw=Li+ (mm)	22	30	43	55
External lenght	Le=Li+ (mm)	38	50	66	85
Minimum pulley diameter	d _d (mm)	40	50	80	140
Weight	(Kg/m)	0,040	0,080	0,165	0,250
Maximum speed	v (m/s)	48			

 by 	ZX 30 10 x 762 Li	CONSTANT LENGHT HEAT AND OIL RESISTANT - ANTISTATIC
 by 	AX 70 13 x 1775 Li	CONSTANT LENGHT HEAT AND OIL RESISTANT - ANTISTATIC
 by 	BX 46 17 x 1168 Li	CONSTANT LENGHT HEAT AND OIL RESISTANT - ANTISTATIC
 by 	CX 90 22 x 2286 Li	CONSTANT LENGHT HEAT AND OIL RESISTANT - ANTISTATIC

SEZIONE ZX - SECTION ZX

Tipo Type	Intern. Li mm	€/cad. €/pc
ZX 20	508	18,77
ZX 21	533	19,71
ZX 25	635	23,46
ZX 28	711	26,28
ZX 30	762	28,15
ZX 31 1/2	794	29,57
ZX 32	813	30,02
ZX 33	838	30,98
ZX 33 1/2	851	31,44
ZX 34	863	31,91
ZX 36	914	33,74
ZX 38	965	35,66
ZX 41	1041	38,48
ZX 43 1/2	1105	40,84
ZX 45	1143	42,24
ZX 48	1220	45,05
ZX 50	1270	46,93
ZX 52	1320	48,88
ZX 55	1400	51,63

SEZIONE AX - SECTION AX

Tipo Type	Intern. Li mm	€/cad. €/pc
AX 20	508	20,64
AX 22	559	22,67
AX 25	635	25,77
AX 28	711	28,83
AX 29	737	29,89
AX 30	762	30,88
AX 31	787	31,92
AX 32	810	32,81
AX 33	838	33,99
AX 34	863	34,99
AX 35	890	36,07
AX 36	914	37,06
AX 37	940	38,10
AX 38	965	39,15
AX 39	990	40,17
AX 40	1016	41,21
AX 41	1041	42,22
AX 42	1067	43,27
AX 43	1092	44,29
AX 44	1120	45,44
AX 45	1143	46,33
AX 46	1168	47,33
AX 47	1194	48,41
AX 48	1220	49,48
AX 49	1250	50,67
AX 50	1270	51,55
AX 51	1295	52,49
AX 52	1320	53,55
AX 53	1346	54,59
AX 54	1372	55,64
AX 55	1400	56,75
AX 56	1425	57,79
AX 57	1450	58,81
AX 58	1475	59,82
AX 59	1500	60,84
AX 60	1525	61,86
AX 61	1550	62,87
AX 62	1575	63,87
AX 63	1600	64,88

SEZIONE AX - SECTION AX

Tipo Type	Intern. Li mm	€/cad. €/pc
AX 64	1625	65,90
AX 65	1650	66,94
AX 66	1675	67,95
AX 67	1700	68,94
AX 68	1725	69,95
AX 69	1750	70,97
AX 70	1775	72,00
AX 71	1800	73,01
AX 72	1826	74,02
AX 73	1854	75,19
AX 74	1880	76,23
AX 75	1905	77,26
AX 76	1930	78,28
AX 77	1956	79,29
AX 78	1981	80,31
AX 79	2005	81,31
AX 80	2031	82,38
AX 81	2057	84,55
AX 82	2083	84,46
AX 83	2100	85,17
AX 84	2133	86,50
AX 85	2160	87,59
AX 86	2185	88,61
AX 87	2210	89,61
AX 88	2235	90,63
AX 89	2260	91,63
AX 90	2286	92,70
AX 91	2311	93,73
AX 92	2337	94,81
AX 93	2362	95,76
AX 94	2383	96,64
AX 95	2413	97,86
AX 96	2438	98,87
AX 97	2464	99,94

SEZIONE BX - SECTION BX

Tipo Type	Intern. Li mm	€/cad. €/pc
BX 28	710	44,29
BX 32	813	50,74
BX 34	863	53,86
BX 35	890	55,56
BX 36	914	57,04
BX 38	965	60,21
BX 39	990	61,75
BX 40	1016	63,42
BX 41	1041	64,93
BX 42	1067	66,57
BX 43	1092	68,13
BX 44	1120	69,89
BX 45	1143	71,35
BX 46	1168	72,92
BX 47	1194	74,51
BX 48	1220	76,12
BX 49	1250	78,01
BX 50	1270	79,27
BX 51	1295	80,84
BX 52	1320	82,39
BX 53	1346	84,04
BX 54	1372	85,59
BX 55	1400	87,36
BX 56	1425	88,95
BX 57	1450	90,51
BX 58	1475	92,05
BX 59	1500	93,61
BX 60	1525	95,15
BX 61	1550	96,76
BX 62	1575	98,30
BX 63	1600	99,85
BX 64	1625	101,41
BX 65	1650	102,97
BX 66	1675	104,54
BX 67	1700	106,11
BX 68	1725	107,66
BX 69	1750	109,21
BX 70	1775	110,78
BX 71	1800	112,31

SEZIONE BX - SECTION BX

Tipo Type	Intern. Li mm	€/cad. €/pc
BX 72	1825	113,89
BX 73	1854	115,70
BX 74	1880	117,34
BX 75	1905	118,89
BX 76	1930	120,44
BX 77	1956	122,08
BX 78	1981	123,63
BX 79	2005	125,13
BX 80	2031	126,76
BX 81	2058	128,43
BX 82	2083	129,98
BX 83	2100	131,08
BX 84	2133	133,12
BX 85	2160	134,82
BX 86	2185	136,35
BX 87	2210	137,94
BX 88	2235	139,49
BX 89	2260	141,05
BX 90	2286	142,68
BX 91	2311	144,23
BX 92	2337	145,87
BX 93	2362	147,42
BX 94	2388	149,06
BX 95	2413	150,61
BX 96	2438	152,16
BX 97	2465	153,82
BX 98	2500	156,06
BX 100	2540	214,30
BX 105	2667	216,49
BX 110	2795	226,84
BX 115	2921	237,00
BX 116	2945	239,05
BX 120	3048	247,37

SEZIONE CX - SECTION CX

Tipo Type	Intern. Li mm	€/cad. €/pc
CX 51	1295	119,46
CX 53	1350	124,53
CX 55	1400	129,13
CX 60	1524	140,59
CX 68	1727	159,28
CX 72	1829	168,70
CX 75	1905	175,71
CX 78	1981	182,71
CX 81	2057	189,72
CX 85	2159	199,16
CX 87	2211	203,91
CX 90	2286	210,85
CX 93	2362	217,88
CX 96	2438	224,85
CX 100	2540	280,20
CX 110	2800	355,20
CX 114	2896	367,38

SCHEDA TECNICA

Le cinghie trapezoidali **PI BELT** dentellate strette a fianchi aperti, rispetto alle cinghie strette fasciate, offrono una maggior potenza trasmissibile, un minor diametro di avvolgimento, una maggior resistenza al calore e sono adatte a trasmissioni con alte velocità. Inoltre, permettono la realizzazione di trasmissioni più compatte, riducendo anche del 30% il numero delle gole delle pulegge. Le cinghie trapezoidali dentellate strette **PI BELT** sono prodotte con tolleranze di lunghezza ridotte e costanti in modo da poter essere utilizzate in set.

Le cinghie trapezoidali dentellate strette **PI BELT** rispondono alle norme ISO 4184, BS 3790, DIN 7753/1, RMA/MPTA IP-22 e sono utilizzabili su pulegge a norme ISO 4183, DIN 2211/1 e RMA/MPTA IP-22.





Certificate RoHS e Reach.

Caratteristiche generali:

- Armatura di cavi in poliestere ad allungamento ridotto.
- Fianchi aperti per una maggior performance.
- Antiolio e antistatica con marcaggio sul dorso della cinghia.
- Temperatura operativa: da - 25°C a + 80°C.

Caratteristiche dimensionali nominali:

SEZIONE	ISO 4184, BS 3790, DIN 7753/1, RMA/MPTA	SPAX	SPBX	3VX	5VX
Larghezza alla sommità	W (mm)	12,7	16,3	9	15
Larghezza primitiva	Wd (mm)	11	14		
Altezza alla sezione	T (mm)	10	13	8	13
Sviluppo primitivo cinghia	Lw=Li+ (mm)			4	11
Sviluppo interno della cinghia	Li=Lw- (mm)	45	60		
Sviluppo esterno della cinghia	Le=Li+ (mm)	63	82		
Diametro effettivo minimo della puleggia	d _d (mm)	71	112	56	112
Peso	(Kg/m)	0,110	0,185	0,060	0,183
Velocità massima della cinghia raccomandata	v (m/s)	48			

	SPAX 1850 Lw	LUNGHEZZA COSTANTE RESISTENTE AL CALORE E ALL'OLIO - ANTISTATICO
	SPBX 2000 Lw	LUNGHEZZA COSTANTE RESISTENTE AL CALORE E ALL'OLIO - ANTISTATICO
	3VX 560 Le	LUNGHEZZA COSTANTE RESISTENTE AL CALORE E ALL'OLIO - ANTISTATICO
	5VX 1000 Le	LUNGHEZZA COSTANTE RESISTENTE AL CALORE E ALL'OLIO - ANTISTATICO

TECHNICAL SCHEDULE

PI BELT narrow cogged raw edge v-belts, compared to narrow wrapped v-belts, reduce the minimum diameter of pulleys, provide higher heat resistance and are suitable for high-speed transmissions. Moreover, they allow more compact transmissions, reducing the number of pulleys grooves up to 30%. PI BELT narrow cogged raw edge v-belts are produced with reduced and constant length tolerances so that they can be used in set.

PI BELT narrow cogged raw edge v-belts are in line with ISO 4184, BS 3790, DIN 7753/1, RMA/MPTA IP-22, and can be fitted on pulleys in line with ISO 4183, DIN 2211/1 and RMA/MPTA IP-22.





RoHS and Reach certified.

General features:

- Polyester low-stretch cords.
- Raw edge for a higher performance.
- Oil resistant and antistatic, with marking on the belt.
- Working temperature range: -25 °C to +80 °C.

Nominal dimensions:

SECTION	ISO 4184, BS 3790, DIN 7753/1, RMA/MPTA	SPAX	SPBX	3VX	5VX
Back width	W (mm)	12,7	16,3	9	15
Primitive width	Wd (mm)	11	14		
Height	T (mm)	10	13	8	13
Primitive length	Lw=Li+ (mm)			4	11
Internal length	Li=Lw- (mm)	45	60		
External length	Le=Li+ (mm)	63	82		
Minimum pulley diameter	d _d (mm)	71	112	56	112
Weight	(Kg/m)	0,110	0,185	0,060	0,183
Maximum speed	v (m/s)	48			

	SPAX 1850 Lw	CONSTANT LENGTH HEAT AND OIL RESISTANT - ANTISTATIC
	SPBX 2000 Lw	CONSTANT LENGTH HEAT AND OIL RESISTANT - ANTISTATIC
	3VX 560 Le	CONSTANT LENGTH HEAT AND OIL RESISTANT - ANTISTATIC
	5VX 1000 Le	CONSTANT LENGTH HEAT AND OIL RESISTANT - ANTISTATIC

SEZIONE SPAX - SECTION SPAX

Tipo Type	Est.-Ext. Le mm	€/cad. €/pc
SPAX 2720	2738	140,87
SPAX 2800	2818	145,00
SPAX 3000	3018	155,36
SPAX 3150	3168	163,13
SPAX 3350	3368	173,49
SPAX 3550	3568	183,84
SPAX 3750	3768	194,21
SPAX 4000	4018	207,15
SPAX 4250	4268	220,10
SPAX 4500	4518	233,05

SEZIONE SPBX - SECTION SPBX

Tipo Type	Est.-Ext. Le mm	€/cad. €/pc
SPBX 1250	1272	84,18
SPBX 1260	1282	84,87
SPBX 1270	1292	85,54
SPBX 1320	1342	88,92
SPBX 1340	1362	90,23
SPBX 1350	1372	90,92
SPBX 1360	1382	91,59
SPBX 1400	1422	94,27
SPBX 1450	1472	97,64
SPBX 1470	1492	99,01
SPBX 1500	1522	101,02
SPBX 1550	1572	104,38
SPBX 1600	1622	107,72
SPBX 1650	1672	111,10
SPBX 1700	1722	114,50
SPBX 1750	1772	117,87
SPBX 1800	1822	121,23
SPBX 1850	1872	124,64
SPBX 1900	1922	127,97
SPBX 2000	2022	134,68
SPBX 2500	2522	168,39
SPBX 2530	2552	195,31
SPBX 2650	2672	204,57
SPBX 2800	2822	216,17
SPBX 2840	2862	219,25
SPBX 4250	4272	328,10
SPBX 4750	4772	366,73

SEZIONE 3VX - SECTION 3VX

Tipo Type	Est.-Ext. Le mm	€/cad. €/pc
3VX 250	635	20,97
3VX 260	660	22,03
3VX 265	675	22,31
3VX 280	710	23,64
3VX 300	760	25,33
3VX 315	800	25,63
3VX 335	850	27,25
3VX 350	889	28,45
3VX 355	900	28,84
3VX 375	955	30,47
3VX 400	1015	32,43
3VX 412	1054	33,56
3VX 425	1080	34,53
3VX 450	1145	36,43
3VX 475	1205	38,56
3VX 500	1270	40,44
3VX 520	1321	42,30
3VX 530	1345	42,82
3VX 560	1420	45,25
3VX 600	1525	48,47
3VX 617	1567	50,04
3VX 630	1600	51,28
3VX 670	1700	54,46
3VX 710	1805	57,64
3VX 750	1905	60,89
3VX 800	2030	65,31
3VX 900	2285	73,05
3VX 1060	2690	86,03

SEZIONE 5VX - SECTION 5VX

Tipo Type	Est.-Ext. Le mm	€/cad. €/pc
5VX 500	1270	84,87
5VX 530	1345	90,92
5VX 560	1420	94,27
5VX 600	1525	101,02
5VX 630	1600	107,72
5VX 650	1651	111,10
5VX 670	1700	114,50
5VX 710	1805	121,23
5VX 750	1905	127,97
5VX 800	2030	134,68
5VX 820 **	2083	138,74
5VX 840	2130	142,78
5VX 900	2285	153,55
5VX 950 **	2415	161,63
5VX 1000	2540	202,87
5VX 1060	2690	223,45
5VX 1120	2845	236,80
5VX 1180	2995	250,14
5VX 1250	3175	262,66
5VX 1320	3355	279,31
5VX 1400	3555	295,99
5VX 1500	3810	318,90
5VX 1600	4065	337,69
5VX 1700	4320	358,55
5VX 1900	4825	379,37

** NON a stock. Chiedere tempi di consegna.

** NOT in stock. Ask for delivery time.

SCHEDA TECNICA

Le cinghie trapezoidali **PI BELT** dentellate strette a fianchi aperti XP EVOLUTION fanno parte dell'ultima generazione di cinghie trapezoidali. Sono resistenti alle alte temperature e all'olio, e sono antistatiche a norma ISO 1813. Rispetto alle cinghie dentellate tradizionali, offrono una maggior potenza trasmissibile, una maggior resistenza al calore e sono particolarmente adatte per trasmissioni con alte velocità. Permettono anche la realizzazione di trasmissioni più affidabili e durature.

Le cinghie trapezoidali **PI BELT** dentellate strette XP EVOLUTION sono prodotte con tolleranze di lunghezza ridotte e costanti in modo da poter essere usate in set.

Le cinghie trapezoidali **PI BELT** dentellate strette XP EVOLUTION rispondono alle norme ISO 4184, BS 3790, DIN 7753/1, RMA/MPTA IP-22 e sono utilizzabili su pulegge a norma ISO 4183, DIN 2211/1 e RMA/MPTA IP-22.

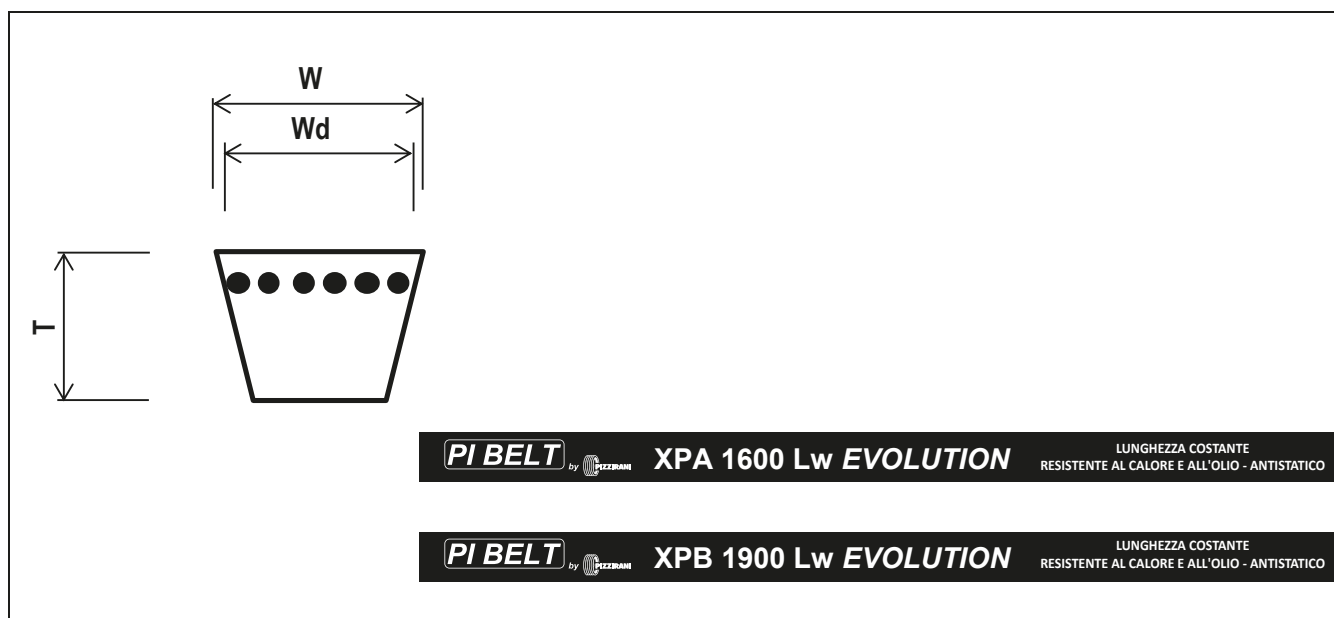
Certificate RoHS e Reach.

Caratteristiche generali:

- Armatura di cavi in poliestere rinforzato ad allungamento ridotto e mescola in EPDM.
- Fianchi aperti per una maggior performance.
- Antiolio e antistatica ISO 1813 con marcaggio sul dorso della cinghia. Conforme ATEX.
- Temperatura operativa: da - 40°C a + 120°C.

Caratteristiche dimensionali nominali:

SEZIONE	ISO 4184, BS 3790, DIN 7753/1, RMA/MPTA	XPZ EVO	XPA EVO	XPB EVO	XPC EVO
Larghezza alla sommità	W (mm)	9,7	12,7	16,3	22
Larghezza primitiva	Wd (mm)	8,5	11	14	19
Altezza alla sezione	T (mm)	8	10	13	18
Sviluppo primitivo cinghia	Lw=Li+ (mm)				
Sviluppo interno della cinghia	Li=Lw- (mm)	37	45	60	863
Sviluppo esterno della cinghia	Le=Li+ (mm)	51	63	82	113
Diametro effettivo minimo della puleggia	d _d (mm)	56	71	112	180
Peso	(Kg/m)	0,060	0,110	0,185	0,33
Velocità massima della cinghia raccomandata	v (m/s)	48			



TECHNICAL SCHEDULE

PI BELT XP EVOLUTION narrow cogged raw edge v-belts are part of the latest generation of v-belts. They are oil and heat resistant, and antistatic in line with ISO 1813. Compared to standard cogged v-belts, they offer a higher power of transmission, a higher heat resistance, and are particularly suitable for high-speed transmissions. They also guarantee more reliable and durable transmissions.

PI BELT XP EVOLUTION narrow cogged v-belts are produced with reduced and constant length tolerances so that they can be used in set.

PI BELT XP EVOLUTION narrow cogged v-belts are in line with ISO 4184, BS 3790, DIN 7753/1, RMA/MPTA IP-22, and can be fitted on pulleys in line with ISO 4183, DIN 2211/1 and RMA/MPTA IP-22.

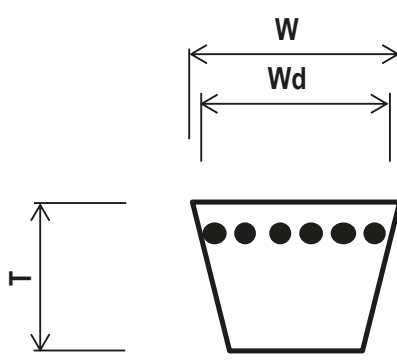
RoHS and Reach certified.


General features:

- Polyester low-stretch cords and EPDM compound.
- Raw edge for a higher performance.
- Oil resistant and antistatic in line with ISO 1813, with marking on the belt. ATEX certified.
- Working temperature range: -40 °C to +120 °C.

Nominal dimensions:


SECTION	ISO 4184, BS 3790, DIN 7753/1, RMA/MPTA	XPZ EVO	XPA EVO	XPB EVO	XPC EVO
Back width	W (mm)	9,7	12,7	16,3	22
Primitive width	Wd (mm)	8,5	11	14	19
Height	T (mm)	8	10	13	18
Primitive length	Lw=Li+ (mm)				
Internal length	Li=Lw- (mm)	37	45	60	863
External length	Le=Li+ (mm)	51	63	82	113
Minimum pulley diameter	da (mm)	56	71	112	180
Weight	(Kg/m)	0,060	0,110	0,185	0,33
Maximum speed	v (m/s)	48			





XPA 1600 Lw EVOLUTION

CONSTANT LENGTH
HEAT AND OIL RESISTANT - ANTISTATIC



XPB 1900 Lw EVOLUTION

CONSTANT LENGTH
HEAT AND OIL RESISTANT - ANTISTATIC

Tipo Type	Est.-Ext. Le mm	€/cad. €/pc
XPZ EVO 587	600	21,48
XPZ EVO 607	620	22,21
XPZ EVO 612	625	22,41
XPZ EVO 630	643	23,07
XPZ EVO 637	650	23,31
XPZ EVO 662	675	24,23
XPZ EVO 670	683	24,54
XPZ EVO 687	700	25,16
XPZ EVO 710	723	26,00
XPZ EVO 722	735	26,42
XPZ EVO 737	750	26,98
XPZ EVO 750	763	27,45
XPZ EVO 762	775	27,86
XPZ EVO 775	788	28,17
XPZ EVO 787	800	28,18
XPZ EVO 800	813	28,19
XPZ EVO 812	825	28,63
XPZ EVO 837	850	29,52
XPZ EVO 850	863	29,98
XPZ EVO 862	875	30,38
XPZ EVO 875	888	30,84
XPZ EVO 887	900	31,30
XPZ EVO 900	913	31,72
XPZ EVO 912	925	32,13
XPZ EVO 925	938	32,62
XPZ EVO 937	950	33,00
XPZ EVO 950	963	33,52
XPZ EVO 960	973	33,84
XPZ EVO 962	975	33,90
XPZ EVO 975	988	34,35
XPZ EVO 987	1000	34,76
XPZ EVO 1000	1013	35,23
XPZ EVO 1012	1025	35,67
XPZ EVO 1024	1037	36,07
XPZ EVO 1037	1050	36,56
XPZ EVO 1047	1060	36,92
XPZ EVO 1060	1073	37,38
XPZ EVO 1062	1075	37,42
XPZ EVO 1077	1090	37,98

Tipo Type	Est.-Ext. Le mm	€/cad. €/pc
XPZ EVO 1087	1100	38,31
XPZ EVO 1112	1125	39,22
XPZ EVO 1120	1133	39,48
XPZ EVO 1137	1150	40,07
XPZ EVO 1140	1153	40,21
XPZ EVO 1147	1160	40,45
XPZ EVO 1162	1175	40,94
XPZ EVO 1180	1193	41,61
XPZ EVO 1187	1200	41,84
XPZ EVO 1202	1215	42,42
XPZ EVO 1212	1225	42,70
XPZ EVO 1237	1250	43,60
XPZ EVO 1250	1263	44,06
XPZ EVO 1262	1275	44,48
XPZ EVO 1270	1283	44,76
XPZ EVO 1287	1300	45,38
XPZ EVO 1312	1325	46,27
XPZ EVO 1320	1333	46,53
XPZ EVO 1337	1350	47,10
XPZ EVO 1340	1353	47,21
XPZ EVO 1362	1375	48,02
XPZ EVO 1387	1400	48,88
XPZ EVO 1400	1413	49,34
XPZ EVO 1412	1425	49,78
XPZ EVO 1420	1433	50,08
XPZ EVO 1437	1450	50,67
XPZ EVO 1462	1475	51,56
XPZ EVO 1487	1500	52,40
XPZ EVO 1500	1513	52,88
XPZ EVO 1512	1525	53,32
XPZ EVO 1520	1533	53,60
XPZ EVO 1537	1550	54,20
XPZ EVO 1562	1575	55,04
XPZ EVO 1587	1600	55,95
XPZ EVO 1600	1613	56,41
XPZ EVO 1612	1625	56,79
XPZ EVO 1637	1650	57,71
XPZ EVO 1650	1663	58,17
XPZ EVO 1662	1675	58,58

Tipo Type	Est.-Ext. Le mm	€/cad. €/pc
XPZ EVO 1687	1700	59,49
XPZ EVO 1700	1713	59,91
XPZ EVO 1737	1750	61,20
XPZ EVO 1750	1763	61,67
XPZ EVO 1762	1775	62,10
XPZ EVO 1787	1800	62,96
XPZ EVO 1800	1813	63,40
XPZ EVO 1812	1825	63,88
XPZ EVO 1850	1863	65,20
XPZ EVO 1862	1875	65,65
XPZ EVO 1887	1900	66,52
XPZ EVO 1900	1913	66,98
XPZ EVO 1937	1950	68,28
XPZ EVO 1962	1975	69,16
XPZ EVO 1987	2000	70,05
XPZ EVO 2000	2013	70,51
XPZ EVO 2019	2032	71,17
XPZ EVO 2037	2050	71,84
XPZ EVO 2120	2133	74,75
XPZ EVO 2240	2253	78,98
XPZ EVO 2280	2293	80,36
XPZ EVO 2360	2373	83,17
XPZ EVO 2500	2513	88,10

SEZIONE SPAX - SECTION SPAX

Tipo Type	Est.-Ext. Le mm	€/cad. €/pc
XPA EVO 612	630	28,58
XPA EVO 710	728	33,14
XPA EVO 732	750	34,19
XPA EVO 757	775	35,32
XPA EVO 782	800	36,50
XPA EVO 800	818	37,36
XPA EVO 807	825	37,68
XPA EVO 812	830	37,87
XPA EVO 832	850	38,83
XPA EVO 850	868	39,68
XPA EVO 857	875	40,03
XPA EVO 875	893	40,82
XPA EVO 882	900	41,16
XPA EVO 900	918	42,03
XPA EVO 907	925	42,32
XPA EVO 925	943	43,18
XPA EVO 932	950	43,54
XPA EVO 950	968	44,32
XPA EVO 957	975	44,67
XPA EVO 982	1000	45,82
XPA EVO 1000	1018	46,68
XPA EVO 1007	1025	47,03
XPA EVO 1012	1030	47,21
XPA EVO 1032	1050	48,17
XPA EVO 1048	1066	48,90
XPA EVO 1060	1078	49,46
XPA EVO 1082	1100	50,52
XPA EVO 1107	1125	51,67
XPA EVO 1120	1138	52,28
XPA EVO 1132	1150	52,86
XPA EVO 1150	1168	53,68
XPA EVO 1157	1175	54,03
XPA EVO 1180	1198	55,09
XPA EVO 1207	1225	56,34
XPA EVO 1232	1250	57,48
XPA EVO 1250	1268	58,33
XPA EVO 1257	1275	58,70
XPA EVO 1282	1300	59,84
XPA EVO 1307	1325	60,97

SEZIONE SPAX - SECTION SPAX

Tipo Type	Est.-Ext. Le mm	€/cad. €/pc
XPA EVO 1320	1338	61,62
XPA EVO 1332	1350	62,19
XPA EVO 1357	1375	63,35
XPA EVO 1382	1400	64,47
XPA EVO 1400	1418	65,35
XPA EVO 1407	1425	65,67
XPA EVO 1432	1450	66,83
XPA EVO 1450	1468	67,71
XPA EVO 1457	1475	67,99
XPA EVO 1482	1500	69,19
XPA EVO 1500	1518	70,02
XPA EVO 1507	1525	70,32
XPA EVO 1520	1538	70,97
XPA EVO 1532	1550	71,51
XPA EVO 1550	1568	72,35
XPA EVO 1557	1575	72,69
XPA EVO 1582	1600	73,83
XPA EVO 1600	1618	74,70
XPA EVO 1607	1625	74,99
XPA EVO 1632	1650	76,21
XPA EVO 1650	1668	77,04
XPA EVO 1682	1700	78,51
XPA EVO 1700	1718	79,33
XPA EVO 1707	1725	79,68
XPA EVO 1732	1750	80,84
XPA EVO 1750	1768	81,68
XPA EVO 1757	1775	82,01
XPA EVO 1782	1800	83,17
XPA EVO 1800	1818	84,01
XPA EVO 1807	1825	84,35
XPA EVO 1832	1850	85,50
XPA EVO 1857	1875	86,72
XPA EVO 1882	1900	87,86
XPA EVO 1900	1918	88,69
XPA EVO 1907	1925	89,00
XPA EVO 1932	1950	90,22
XPA EVO 1957	1975	91,36
XPA EVO 1982	2000	92,49
XPA EVO 2000	2018	93,36

SEZIONE SPAX - SECTION SPAX

Tipo Type	Est.-Ext. Le mm	€/cad. €/pc
XPA EVO 2032	2050	94,85
XPA EVO 2060	2078	96,14
XPA EVO 2082	2100	97,16
XPA EVO 2120	2138	98,97
XPA EVO 2207	2225	103,04
XPA EVO 2240	2258	104,65
XPA EVO 2280	2298	106,51
XPA EVO 2300	2318	107,37
XPA EVO 2310	2328	107,66
XPA EVO 2360	2378	110,14
XPA EVO 2400	2418	112,01
XPA EVO 2432	2450	113,50
XPA EVO 2450	2468	114,42
XPA EVO 2482	2500	115,92
XPA EVO 2500	2518	138,04
XPA EVO 2580	2598	142,45
XPA EVO 2582	2600	142,56
XPA EVO 2650	2668	146,30
XPA EVO 2682	2700	148,08

SEZIONE SPBX - SECTION SPBX

Tipo Type	Est.-Ext. Le mm	€/cad. €/pc
XPB EVO 1050	1072	79,18
XPB EVO 1100	1122	82,96
XPB EVO 1150	1172	86,72
XPB EVO 1200	1222	90,50
XPB EVO 1250	1272	94,28
XPB EVO 1260	1282	95,06
XPB EVO 1270	1292	95,80
XPB EVO 1320	1342	99,59
XPB EVO 1340	1362	101,06
XPB EVO 1350	1372	101,84
XPB EVO 1360	1382	102,58
XPB EVO 1400	1422	105,59
XPB EVO 1450	1472	109,35
XPB EVO 1470	1492	110,90
XPB EVO 1500	1522	113,15
XPB EVO 1514	1536	114,19
XPB EVO 1550	1572	116,90
XPB EVO 1590	1612	119,91
XPB EVO 1600	1622	120,65
XPB EVO 1650	1672	124,43
XPB EVO 1690	1712	127,49
XPB EVO 1700	1722	128,25
XPB EVO 1750	1772	132,01
XPB EVO 1800	1822	135,77
XPB EVO 1850	1872	139,60
XPB EVO 1900	1922	143,33
XPB EVO 2000	2022	150,85
XPB EVO 2020	2042	152,36
XPB EVO 2060	2082	155,39
XPB EVO 2120	2142	159,92
XPB EVO 2140	2162	161,43
XPB EVO 2150	2172	162,17
XPB EVO 2180	2202	164,42
XPB EVO 2240	2262	168,96
XPB EVO 2280	2302	171,97
XPB EVO 2300	2322	173,47
XPB EVO 2360	2382	177,99
XPB EVO 2400	2422	181,03
XPB EVO 2410	2432	181,78

SEZIONE SPBX - SECTION SPBX

Tipo Type	Est.-Ext. Le mm	€/cad. €/pc
XPB EVO 2500	2522	188,60
XPB EVO 2535	2557	219,18
XPB EVO 2580	2602	223,08
XPB EVO 2650	2672	229,12
XPB EVO 2680	2702	231,73
XPB EVO 2710	2732	234,33
XPB EVO 2730	2752	236,04
XPB EVO 2800	2822	242,11
XPB EVO 2840	2862	245,55
XPB EVO 2900	2922	250,75
XPB EVO 3000	3022	259,41
XPB EVO 3150	3172	272,38
XPB EVO 3350	3372	289,66
XPB EVO 3550	3572	306,96
XPB EVO 3750	3772	324,25
XPB EVO 3800	3822	328,61
XPB EVO 4000	4022	345,90
XPB EVO 4050	4072	350,21
XPB EVO 4500	4522	389,08
XPB EVO 4550	4572	393,44
XPB EVO 5000	5022	428,71

SEZIONE SPCX - SECTION SPCX

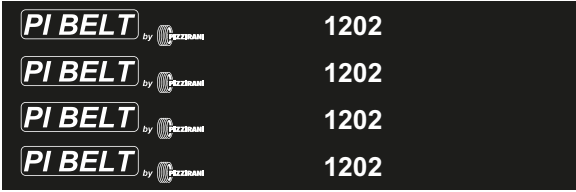

Tipo Type	Est.-Ext. Le mm	€/cad. €/pc
XPC EVO 2000	2030	278,00
XPC EVO 2120	2150	294,00
XPC EVO 2240	2270	310,00
XPC EVO 2360	2390	328,00
XPC EVO 2500	2530	347,00
XPC EVO 2650	2680	409,00
XPC EVO 2800	2830	432,00
XPC EVO 3000	3030	462,00
XPC EVO 3150	3180	485,00
XPC EVO 3350	3380	516,00
XPC EVO 3550	3580	547,00
XPC EVO 3750	3780	578,00
XPC EVO 4000	4030	616,00
XPC EVO 4250	4280	649,00
XPC EVO 4500	4530	660,00
XPC EVO 4750	4780	697,00
XPC EVO 5000	5030	732,00

SCHEDA TECNICA

Le cinghie piane **PI BELT** ad anello con cavi in poliestere hanno un rivestimento in gomma di spessore 1,2 mm. Possono essere utilizzate in trasmissioni ad alta velocità su macchine tessili, macchine per il legno e su ogni applicazione che richiede l'utilizzo di pulegge piane.

Temperatura operativa: da -20°C a + 70°C.

Certificate RoHS e Reach.

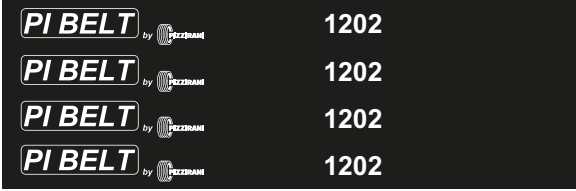

Marcatura della cinghia	Sezione della cinghia
	

TECHNICAL SCHEDULE

PI BELT flat belts are made with polyester cords and a 1,2 mm thick rubber compound. They are used in high-speed transmissions on textile machinery, woodworking machinery and on any application that requires the use of flat pulleys.

Working temperature range: -20 °C to + 70 °C.

RoHS and Reach certified.

Belt marking	Belt section
	

CINGHIE PIANE - FLAT BELTS

Tipo - Type Lp mm	Larghezza manicotto Width sleeve	€/mm
263	450	1,97
269	450	2,01
283	450	2,16
292	450	2,20
299	450	2,26
313	450	2,38
328	450	2,49
340	450	2,55
349	450	2,63
359	450	2,71
370	450	2,81
391	450	2,95
406	450	3,06
410	450	3,10
418	450	3,17
430	450	3,23
444	450	3,36
451	450	3,39
457	450	3,47
475	450	3,59
482	450	3,64
489	450	3,70
500	450	3,78
517	450	3,88
533	450	4,03
545	450	4,13
558	450	4,20
573	450	4,33
590	450	4,46
597	450	4,49
610	450	4,62
622	450	4,69
630	450	4,75
660	450	4,98
674	450	5,09
693	450	5,25
711	450	5,36
720	450	5,43

CINGHIE PIANE - FLAT BELTS

Tipo - Type Lp mm	Larghezza manicotto Width sleeve	€/mm
740	450	5,59
756	450	5,70
766	450	5,79
773	450	5,84
798	450	6,02
813	450	6,15
821	450	6,20
830	450	6,27
845	450	6,36
857	450	6,49
870	450	6,56
887	450	6,68
905	450	6,84
919	450	6,93
930	450	7,01
945	450	7,14
956	450	7,22
965	450	7,28
980	450	7,40
990	450	7,48
998	450	7,52
1008	450	7,61
1015	450	7,65
1028	450	7,77
1043	450	7,87
1054	450	7,95
1067	450	8,06
1091	450	8,22
1105	450	8,33
1117	450	8,45
1142	450	8,60
1156	450	8,73
1182	450	8,91
1202	450	9,09
1222	450	9,21
1232	450	9,31
1260	450	9,52
1270	450	9,57

CINGHIE PIANE - FLAT BELTS

Tipo - Type Lp mm	Larghezza manicotto Width sleeve	€/mm
1321	450	9,97
1350	450	10,18
1380	450	10,42
1399	450	10,55
1422	450	10,73
1472	450	11,10
1492	450	11,26
1560	450	11,76
1585	450	11,97
1600	450	12,08
1626	450	12,29
1651	450	12,46
1690	450	12,77
1740	450	13,15
1765	450	13,31
1804	450	13,62
1859	450	14,04
1901	450	14,36
1936	450	14,61
1975	450	14,91
2045	450	15,43
2075	450	15,65
2121	450	16,01
2159	450	16,30
2197	450	16,59
2240	450	16,93
2261	450	17,06
2298	450	17,33
2324	450	17,55
2345	450	17,68
2400	450	18,12
2426	450	18,30
2456	450	18,52
2507	450	18,92
2541	450	19,18
2604	450	19,62

SCHEDA TECNICA

Le cinghie poly-v **PI BELT**, grazie al loro profilo ribassato e all'alto coefficiente di attrito fornito dalla presenza delle nervature, offrono molti vantaggi quali: utilizzo su pulegge di piccolo diametro, rapporti di velocità fino a 40:1, silenziosità e assenza di vibrazioni, alte velocità lineari e possibilità di trasmissioni a serpentina con galoppino tenditore.

Le cinghie poly-v **PI BELT** sono conformi alle norme RMA IP-26, DIN 7867 e ASAE S 211.5.

Certificate RoHS e Reach.

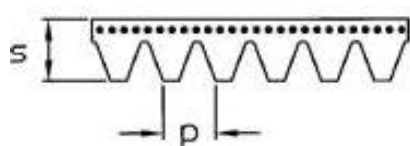
Temperatura operativa: da - 25°C a + 80°C.

Caratteristiche dimensionali nominali:

SEZIONE		J	K	L
Passo	p (mm)	2,34	3,56	4,70
Altezza	S (mm)	3,5	6,0	7,5
Diametro minimo dell'avvolgimento	(mm)	20	40	75
Diametro minimo del galoppino	(mm)	45	80	140
Peso per nervatura	(g/m)	9,3	23	36

La lunghezza primitiva L_p è la lunghezza misurata sul fondo della nervatura in millimetri.

La lunghezza primitiva L_p è data anche in pollici.



PI BELT by PIZZIRANI	POLY POWER	660 J
PI BELT by PIZZIRANI	POLY POWER	1015 K
PI BELT by PIZZIRANI	POLY POWER	2515 L

TECHNICAL SCHEDULE

PI BELT poly-v belts offer many benefits thanks to the thin profile and the higher friction provided by the presence of ribs: they can be used on small diameter pulleys, speed ratios up to 40 to 1 and smoother and vibration-free performances. They are also suitable for applications that require high speed rotation or serpentine transmissions with an idler.

They are in line with RMA IP-26, DIN 7867 and ASAE S 211.5.

RoHS and Reach certified.

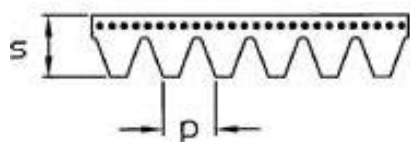
Working temperature range: -25 °C to +80 °C.

Nominal dimensions:

SECTION		J	K	L
Pitch	p (mm)	2,34	3,56	4,70
Heigh	S (mm)	3,5	6,0	7,5
Minumin pulley diameter	(mm)	20	40	75
Minimum idler diameter	(mm)	45	80	140
Weight per rib	(g/m)	9,3	23	36

Primitive lenght L_p is lenght measured at the bottom of rib groove in millimeters.

Primitive lenght L_p is showed also in inch.



PI BELT by PIZZIRANI	POLY POWER	660 J
PI BELT by PIZZIRANI	POLY POWER	1015 K
PI BELT by PIZZIRANI	POLY POWER	2515 L

PROFILO J - PROFILE J

PROFILO J - PROFILE J

Tipo - Type Lp mm	Lp pollici Lp inch	€/Nervatura €/Rib
197 J EU	7,75	12,00
234 J EU	9,20	12,00
305 J	12,00	11,14
330 J	13,00	11,14
356 J	14,00	11,14
381 J	15,00	11,14
406 J	16,00	11,14
432 J	17,00	12,19
457 J	18,00	6,07
483 J	19,00	7,60
508 J	20,00	7,60
533 J	21,00	7,60
559 J	22,00	7,60
584 J	23,00	7,60
610 J	24,00	7,60
635 J	25,00	7,60
660 J	26,00	8,63
686 J	27,00	8,63
711 J	28,00	8,63
723 J	28,50	8,63
737 J	29,00	8,63
762 J	30,00	8,63
790 J	31,00	8,63
813 J	32,00	9,65
838 J	33,00	9,65
864 J	34,00	9,65
889 J	35,00	9,65
914 J	36,00	9,65
940 J	37,00	9,65
950 J	37,40	9,65
965 J	38,00	9,65
991 J	39,00	9,65
1016 J	40,00	11,14
1041 J	41,00	11,14
1054 J	41,50	11,14
1067 J	42,00	11,14
1092 J	43,00	11,14
1110 J EU	43,70	12,00
1118 J	44,00	11,14

Tipo - Type Lp mm	Lp pollici Lp inch	€/Nervatura €/Rib
1126 J EU	44,30	12,00
1130 J EU	44,50	12,00
1143 J	45,00	11,14
1150 J EU	45,30	12,00
1168 J	46,00	11,66
1194 J	47,00	12,19
1219 J	48,00	12,19
1233 J EU	48,50	13,30
1245 J	49,00	12,19
1270 J	50,00	12,19
1280 J EU	50,40	13,30
1295 J	51,00	12,19
1301 J EU	51,20	13,30
1315 J EU	51,80	13,30
1321 J	52,00	12,19
1333 J EU	52,50	13,30
1346 J	53,00	12,19
1355 J EU	53,30	13,30
1372 J	54,00	12,19
1397 J	55,00	13,68
1428 J EU	56,20	14,55
1473 J	58,00	13,68
1549 J	61,00	14,69
1600 J EU	63,00	15,60
1651 J	65,00	14,69
1663 J EU	65,50	15,60
1752 J	69,00	15,70
1854 J EU	73,00	17,10
1895 J EU	74,50	17,10
1910 J EU	75,20	17,10
1956 J EU	77,00	17,26
1992 J EU	78,50	18,35
2083 J EU	82,00	18,74
2210 J EU	87,00	19,60
2337 J EU	92,00	19,77
2413 J EU	95,00	25,00
2489 J EU	98,00	44,00

PROFILO K - PROFILE K

Tipo - Type Lp mm	Lp pollici Lp inch	€/Nervatura €/Rib
PK 633 EU	24,90	15,60
PK 698 EU	27,50	19,08
PK 740 EU	29,10	19,08
PK 755 EU	29,70	19,08
PK 775 EU	30,50	19,93
PK 805 EU	31,70	19,93
PK 841 EU	33,10	19,93
PK 870 EU	34,30	19,93
PK 884 EU	34,80	19,93
PK 915 EU	36,00	21,67
PK 926 EU	36,50	21,67
PK 938 EU	36,90	23,39
PK 954 EU	37,60	23,39
PK 970 EU	38,20	23,39
PK 995 EU	39,20	23,39
PK 1015 EU	40,00	24,70
PK 1030 EU	40,60	24,70
PK 1080 EU	42,50	24,70
PK 1110 EU	43,70	26,42
PK 1146 EU	45,10	26,42
PK 1165 EU	45,90	26,42
PK 1194 EU	47,00	27,30
PK 1230 EU	48,40	27,30
PK 1253 EU	49,30	27,30
PK 1295 EU	51,00	29,03
PK 1330 EU	52,40	29,03
PK 1360 EU	53,50	29,03
PK 1425 EU	56,10	29,03
PK 1460 EU	57,50	30,77
PK 1530 EU	60,20	32,49
PK 1560 EU	61,40	32,49
PK 1601 EU	63,00	32,49
PK 1626 EU	64,00	32,49
PK 1658 EU	65,30	33,80
PK 1760 EU	69,30	36,41
PK 1795 EU	70,70	36,41
PK 1863 EU	73,30	36,41
PK 1930 EU	76,00	39,44
PK 1980 EU	78,00	39,44

PROFILO K - PROFILE K

Tipo - Type Lp mm	Lp pollici Lp inch	€/Nervatura €/Rib
PK 2030 EU	79,90	41,16
PK 2050 EU	80,70	41,16
PK 2080 EU	81,90	42,47
PK 2115 EU	83,30	42,47
PK 2145 EU	84,40	42,47
PK 2330 EU	91,70	45,93
PK 2440 EU	96,10	45,93

PROFILO L - PROFILE L

Tipo - Type Lp mm	Lp pollici Lp inch	€/Nervatura €/Rib
954 L EU	37,50	43,80
991 L EU	39,00	43,80
1075 L EU	42,30	46,17
1270 L EU	50,00	51,07
1333 L EU	52,50	52,28
1371 L EU	54,00	53,51
1397 L EU	55,00	54,72
1422 L EU	56,00	55,95
1480 L EU	58,30	56,72
1562 L EU	61,50	58,39
1613 L EU	63,50	59,57
1664 L EU	65,50	60,79
1715 L EU	67,50	62,01
1764 L EU	69,50	63,21
1803 L EU	71,00	64,43
1841 L EU	72,50	64,43
1943 L EU	76,50	66,89
1981 L EU	78,00	68,10
2020 L EU	79,50	69,32
2070 L EU	81,50	70,53
2096 L EU	82,50	75,40
2134 L EU	84,00	75,40
2197 L EU	86,50	75,40
2235 L EU	88,00	75,40
2324 L EU	91,50	76,61
2362 L EU	93,00	77,83
2476 L EU	97,50	80,26
2515 L EU	99,00	81,48
2705 L EU	106,50	97,30
2743 L EU	108,00	98,46
2845 L EU	112,00	102,17
2895 L EU	114,00	103,36
2921 L EU	115,00	91,22
2997 L EU	118,00	106,99
3086 L EU	121,50	110,67
3124 L EU	123,00	111,84
3289 L EU	129,50	117,96
3327 L EU	131,00	119,17
3492 L EU	137,50	124,01

PROFILO L - PROFILE L

Tipo - Type Lp mm	Lp pollici Lp inch	€/Nervatura €/Rib
3696 L EU	145,50	131,31
4051 L EU	159,50	144,72
4191 L EU	165,00	149,58
4470 L EU	176,00	159,98
4622 L EU	182,00	164,14
5029 L EU	198,00	178,75
5385 L EU	212,00	192,12
6096 L EU	240,00	220,74

SCHEDA TECNICA

Le cinghie per variatori **PI BELT** sono dentellate e sono specifiche per l'utilizzo su pulegge a geometria variabile. Trovano impiego essenzialmente nei variatori industriali di velocità (sette tessile, cartario, chimico, etc.). Sono resistenti al calore e antioil.

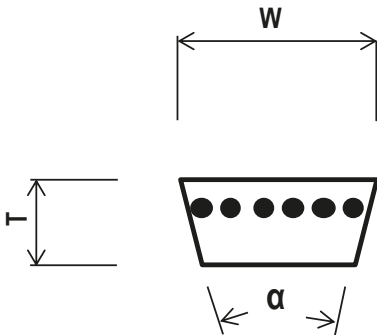
Certificate RoHS e Reach.


Caratteristiche generali:

- Armatura di cavi in poliestere ad allungamento ridotto.
- Fianchi aperti per una maggior performance.
- Temperatura operativa: da -25°C a +80°C.

Caratteristiche dimensionali nominali:

SEZIONE	W x T (mm)	17x6	22x8	28x8	37x10	47x13	55x16
Angolo		26"	26"	26"	28"	28"	28"



 VARY POWER	17 x 6 x 900 Li
 VARY POWER	17 x 6 x 900 Li
 VARY POWER	22 x 8 x 1000 Li
 VARY POWER	22 x 8 x 1000 Li
 VARY POWER	28 x 8 x 1180 Li
 VARY POWER	28 x 8 x 1180 Li

TECHNICAL SCHEDULE

PI BELT variator belts are cogged and specifically designed for variable pulleys. They are essentially used in industrial speed variators (textile, paper, and chemical industries).

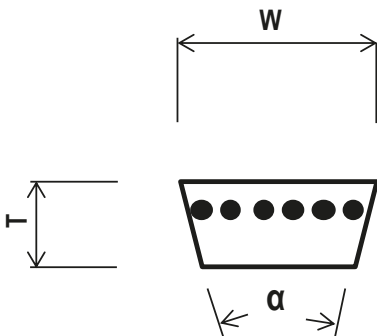
RoHS and Reach certified.







General features:

- Polyester low-stretch cords.
- Heat and oil resistant.
- Raw edge for a higher performance.
- Working temperature range: -25 °C to +80 °C.

Nominal dimensions:

SECTION	W x T (mm)	17x6	22x8	28x8	37x10	47x13	55x16
Angle		26"	26"	26"	28"	28"	28"



 VARY POWER	17 x 6 x 900 Li
 VARY POWER	17 x 6 x 900 Li
 VARY POWER	22 x 8 x 1000 Li
 VARY POWER	22 x 8 x 1000 Li
 VARY POWER	28 x 8 x 1180 Li
 VARY POWER	28 x 8 x 1180 Li

17 x 6

Sezione Section	Intern. Li mm	€/cad. €/pc
17 x 6	550	64,50
17 x 6	600	70,00
17 x 6	650	75,20
17 x 6	700	80,40
17 x 6	750	86,40
17 x 6	800	92,00
17 x 6	850	97,20
17 x 6	900	102,40
17 x 6	1000	113,60
17 x 6	1050	119,20
17 x 6	1100	124,40
17 x 6	1150	130,00
17 x 6	1200	135,20
17 x 6	1300	146,40

22 x 8

Sezione Section	Intern. Li mm	€/cad. €/pc
22 x 8	485	78,00
22 x 8	500	80,00
22 x 8	525	83,60
22 x 8	550	87,60
22 x 8	561	88,80
22 x 8	575	90,80
22 x 8	600	94,00
22 x 8	625	97,60
22 x 8	650	102,00
22 x 8	700	108,80
22 x 8	750	116,00
22 x 8	775	120,00
22 x 8	800	123,60
22 x 8	850	131,20
22 x 8	900	137,60
22 x 8	950	145,20
22 x 8	1000	152,80
22 x 8	1060	161,20
22 x 8	1120	170,00
22 x 8	1180	178,40
22 x 8	1225	184,80
22 x 8	1250	188,80
22 x 8	1320	198,40
22 x 8	1400	210,40
22 x 8	1500	225,20
22 x 8	1600	240,00
22 x 8	1640	245,60
22 x 8	1800	266,40
22 x 8	1900	283,20
22 x 8	2000	297,60
22 x 8	2120	315,60

28 x 8

Sezione Section	Intern. Li mm	€/cad. €/pc
28 x 8	500	102,00
28 x 8	525	106,80
28 x 8	550	111,20
28 x 8	600	120,40
28 x 8	625	124,80
28 x 8	645	128,00
28 x 8	695	137,60
28 x 8	745	146,80
28 x 8	800	157,60
28 x 8	845	165,20
28 x 8	895	175,20
28 x 8	945	184,00
28 x 8	995	192,80
28 x 8	1005	195,20
28 x 8	1055	204,80
28 x 8	1115	215,60
28 x 8	1180	227,20
28 x 8	1250	240,40
28 x 8	1300	249,20
28 x 8	1320	253,20
28 x 8	1395	267,20
28 x 8	1500	286,40
28 x 8	1600	305,20
28 x 8	1700	323,60
28 x 8	1800	338,40
28 x 8	1900	360,80
28 x 8	2000	378,80
28 x 8	2500	471,20

37 x 10

Sezione Section	Intern. Li mm	€/cad. €/pc
37 x 10	675	190,40
37 x 10	700	196,80
37 x 10	750	209,60
37 x 10	800	222,40
37 x 10	850	234,80
37 x 10	900	248,00
37 x 10	950	261,20
37 x 10	1000	273,60
37 x 10	1060	290,00
37 x 10	1120	304,80
37 x 10	1180	320,40
37 x 10	1250	338,00
37 x 10	1320	356,40
37 x 10	1400	376,80
37 x 10	1500	403,20
37 x 10	1600	428,40
37 x 10	1700	454,40
37 x 10	1800	480,00
37 x 10	2000	531,60
37 x 10	2240	593,20
37 x 10	2500	660,80

47 x 12

Sezione Section	Intern. Li mm	€/cad. €/pc
47 x 12	600	265,20
47 x 12	750	324,00
47 x 12	850	363,20
47 x 12	875	373,60
47 x 12	900	383,20
47 x 12	950	403,20
47 x 12	1000	422,40
47 x 12	1030	434,00
47 x 12	1060	446,00
47 x 12	1120	469,60
47 x 12	1145	479,20
47 x 12	1180	493,20
47 x 12	1250	520,40
47 x 12	1270	528,40
47 x 12	1320	548,00
47 x 12	1400	579,20
47 x 12	1435	593,20
47 x 12	1500	619,20
47 x 12	1565	644,80
47 x 12	1600	658,40
47 x 12	1700	697,60
47 x 12	1740	712,80
47 x 12	1800	736,40
47 x 12	2060	838,80
47 x 12	2210	898,00
47 x 12	2240	910,00
47 x 12	2500	1012,00

55 x 16

Sezione Section	Intern. Li mm	€/cad. €/pc
55 x 16	960	650,40
55 x 16	1180	784,80
55 x 16	1250	828,00
55 x 16	1320	870,40
55 x 16	1400	919,60
55 x 16	1500	981,20
55 x 16	1600	1042,40
55 x 16	1700	1103,20
55 x 16	1800	1164,80
55 x 16	1900	1226,00
55 x 16	2000	1287,60
55 x 16	2120	1360,80
55 x 16	2240	1434,40
55 x 16	2360	1508,00
55 x 16	2800	1777,60
55 x 16	3150	1992,00

SCHEMA TECNICA

La cinghia sincrona **PI BELT** a dentatura trapezoidale, grazie ai denti che si ingranano individualmente, assicura una trasmissione senza slittamento. Le cinghie sono più leggere e la forza di tensionamento è ridotta, permettendo una semplificazione del progetto della trasmissione e della sua struttura. Queste caratteristiche comportano notevoli risparmi nei costi di costruzione e manutenzione.

Caratteristiche generali:

- Disponibile con profili imperiali MXL, XL, L, H, XH e XXH.
- Cavi di trazione elicoidali in fibra di vetro ad allungamento quasi nullo.
- Rivestimento superiore elastico e flessibile che protegge i cavi.
- Rivestimento dei denti anti-abrasione che protegge la cinghia dai ripetuti contatti fra denti e pulegge.
Il rivestimento riduce anche la rumorosità.
- Buona resistenza agli oli di uso comune e alle temperature fra -25°C e +100°C.
- Conforme alla norma ISO 5296.

Certificate RoHS e Reach.

Il codice delle cinghie dentate è composto come segue:

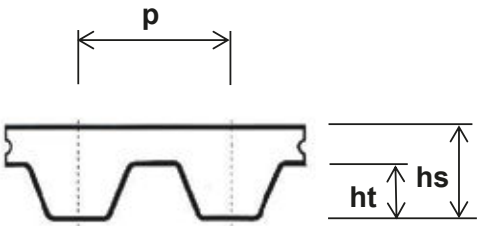
240 = lunghezza primitiva (1/10 pollici).







H = passo.

050 = larghezza (codice).

Caratteristiche dimensionali nominali:

SEZIONE	ISO 5296	MXL	XL	L	H	XH	XXH
Passo	p (mm)	2,032	5,08	9,525	12,70	22,23	31,75
Base del dente	s (mm)	1,14	2,57	4,65	6,12	12,57	19,05
Altezza del dente	ht (mm)	0,51	1,27	1,91	2,29	6,35	9,53
Altezza della cinghia	hs (mm)	1,15	2,30	3,60	4,30	11,20	15,70
Tolleranza sulla larghezza manicotto		+ / - 5%					
Massa lineare per larghezza di 25,4 mm	(g/m)	12	59	87	110	300	420



 608 MXL NON CRIMPATO
 200 XL NON CRIMPATO
 540 L NON CRIMPATO
 1000 H NON CRIMPATO
 770 XH NON CRIMPATO
 1600 XXH NON CRIMPATO

TECHNICAL SCHEDULE

Thanks to the trapezoidal shape of teeth that fit in the pulley, **PI BELT** synchronous timing belts assure a precise positioning without skidding. The belts are more light-weight and tensioning force is reduced, allowing a simpler transmission and structure. These characteristics involve notable savings in terms of construction and maintenance.

General features:

- Available in imperial sizes MXL, XL, L, H, XH, XXH.
- Helicoidal fiberglass cords with very limited extension.
- Elastic and flexible top surface that covers the cords.
- Teeth cover layer that protects the belt from the wearing due to repeated contacts between teeth and pulleys. The cover also reduces noisiness.
- Good resistance to common use oils and temperatures between -25°C and + 100°C.
- In line with ISO 5296 standard.

RoHS and Reach certified.

PI BELT synchronous timing belt code is composed as follows:

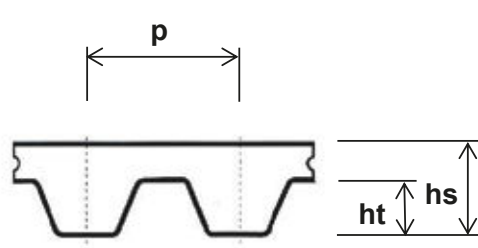
240 = primitive length (1/10 inch.).







H = pitch.

050 = width (code).

Nominal dimensions:

SECTION	ISO 5296	MXL	XL	L	H	XH	XXH
Pitch	p (mm)	2,032	5,08	9,525	12,70	22,23	31,75
Tooth base	s (mm)	1,14	2,57	4,65	6,12	12,57	19,05
Tooth depth	ht (mm)	0,51	1,27	1,91	2,29	6,35	9,53
Overall belt height	hs (mm)	1,15	2,30	3,60	4,30	11,20	15,70
Sleeve width tolerance		+ / - 5%					
Weight for width 25,4 mm	(g/m)	12	59	87	110	300	420



	608 MXL	DO NOT CRIMP
	200 XL	DO NOT CRIMP
	540 L	DO NOT CRIMP
	1000 H	DO NOT CRIMP
	770 XH	DO NOT CRIMP
	1600 XXH	DO NOT CRIMP

PROFILO MXL - PROFILE MXL

Tipo Type	Lp mm	Denti Teeth	Larghezza manicotto Width sleeve	Manicotto Sleeve €/mm	L=3,17 Code 012 €/Cinghia/Belt	L=4,76 Code 019 €/Cinghia/Belt	L=6,35 Code 025 €/Cinghia/Belt	L=7,94 Code 031 €/Cinghia/Belt	L=9,40 Code 037 €/Cinghia/Belt
360 MXL	91,44	45	200	0,84	3,00	4,51	6,02	7,52	9,05
400 MXL	101,60	50	200	0,91	3,36	5,03	6,69	8,42	10,09
424 MXL	107,70	53	200	0,97	3,54	5,34	7,12	8,91	10,69
432 MXL	109,73	54	200	0,98	3,63	5,45	7,24	9,08	10,89
440 MXL	111,76	55	200	0,99	3,65	5,47	7,29	9,12	10,96
448 MXL	113,79	56	200	1,03	3,77	5,65	7,52	9,43	11,32
456 MXL	115,82	57	200	1,05	3,83	5,73	7,65	9,56	11,50
464 MXL	117,86	58	200	1,06	3,86	5,81	7,77	9,71	11,65
480 MXL	121,92	60	200	1,08	4,00	6,00	7,99	10,01	12,01
488 MXL	123,95	61	200	1,09	4,04	6,08	8,12	10,14	12,18
504 MXL	128,02	63	200	1,17	4,21	6,33	8,46	10,56	12,69
536 MXL	136,14	67	200	1,21	4,44	6,67	8,91	11,15	13,40
544 MXL	138,18	68	200	1,22	4,51	6,80	9,05	11,30	13,55
560 MXL	142,24	70	200	1,28	4,69	7,02	9,41	11,74	14,08
568 MXL	144,27	71	200	1,29	4,73	7,14	9,50	11,87	14,26
576 MXL	146,30	72	200	1,31	4,80	7,21	9,60	12,02	14,44
600 MXL	152,40	75	200	1,35	4,96	7,48	9,96	12,45	14,97
608 MXL	154,43	76	200	1,38	5,10	7,65	10,18	12,75	15,32
624 MXL	158,50	78	200	1,41	5,21	7,82	10,43	13,04	15,65
632 MXL	160,53	79	200	1,43	5,27	7,89	10,53	13,18	15,83
640 MXL	162,56	80	200	1,44	5,30	7,99	10,67	13,31	15,99
656 MXL	166,62	82	200	1,46	5,45	8,17	10,89	13,63	16,36
664 MXL	168,66	83	200	1,53	5,56	8,33	11,13	13,92	16,69
672 MXL	170,69	84	200	1,54	5,60	8,44	11,24	14,05	16,84
680 MXL	172,72	85	200	1,55	5,67	8,51	11,35	14,19	17,03
696 MXL	176,78	87	200	1,57	5,79	8,70	11,58	14,49	17,37
704 MXL	178,82	88	200	1,60	5,83	8,78	11,72	14,64	17,58
712 MXL	180,85	89	200	1,62	5,96	8,94	11,92	14,92	17,92
720 MXL	182,88	90	200	1,64	6,01	9,04	12,06	15,07	18,11
736 MXL	186,94	92	200	1,67	6,13	9,21	12,30	15,36	18,43
752 MXL	191,01	94	200	1,69	6,26	9,39	12,53	15,65	18,77
760 MXL	193,04	95	200	1,71	6,30	9,46	12,63	15,77	18,95
776 MXL	197,10	97	200	1,76	6,49	9,72	12,97	16,24	19,46
800 MXL	203,20	100	200	1,82	6,64	10,00	13,31	16,67	19,99
808 MXL	205,23	101	200	1,83	6,69	10,09	13,44	16,79	20,16
824 MXL	209,30	103	200	1,89	6,89	10,35	13,79	17,26	20,69
840 MXL	213,36	105	200	1,91	7,00	10,49	14,03	17,53	21,04
864 MXL	219,46	108	200	1,95	7,17	10,77	14,37	17,95	21,56
872 MXL	221,49	109	200	1,97	7,28	10,96	14,61	18,25	21,91

Dentate gomma

PROFILO MXL - PROFILE MXL

Tipo Type	Lp mm	Denti Teeth	Larghezza manicotto Width sleeve	Manicotto Sleeve €/mm	L=3,17 Code 012 €/Cinghia/Belt	L=4,76 Code 019 €/Cinghia/Belt	L=6,35 Code 025 €/Cinghia/Belt	L=7,94 Code 031 €/Cinghia/Belt	L=9,40 Code 037 €/Cinghia/Belt
880 MXL	223,52	110	200	1,98	7,34	11,02	14,72	18,39	22,07
896 MXL	227,58	112	200	2,02	7,47	11,21	14,96	18,68	22,43
904 MXL	229,62	113	200	2,04	7,51	11,30	15,07	18,84	22,59
912 MXL	231,65	114	200	2,07	7,58	11,36	15,17	18,99	22,77
920 MXL	233,68	115	200	2,08	7,62	11,47	15,29	19,12	22,96
928 MXL	235,71	116	200	2,10	7,76	11,64	15,52	19,40	23,30
944 MXL	239,78	118	200	2,15	7,87	11,83	15,75	19,71	23,63
960 MXL	243,84	120	200	2,18	7,98	12,00	15,99	19,99	23,98
976 MXL	247,90	122	200	2,20	8,05	12,08	16,10	20,13	23,98
984 MXL	249,94	123	200	2,21	8,10	12,17	16,23	20,27	23,99
1000 MXL	254,00	125	200	2,22	8,15	12,24	16,36	20,43	24,18
1008 MXL	256,03	126	200	2,24	8,21	12,34	16,45	20,57	24,33
1040 MXL	264,16	130	200	2,26	8,26	12,42	16,57	20,71	24,52
1056 MXL	268,22	132	200	2,27	8,33	12,51	16,69	20,85	24,68
1064 MXL	270,26	133	200	2,28	8,39	12,61	16,79	21,01	24,85
1080 MXL	274,32	135	200	2,29	8,45	12,68	16,93	21,15	25,05
1120 MXL	284,48	140	200	2,30	8,51	12,77	17,03	21,31	25,55
1136 MXL	288,54	142	200	2,30	8,51	12,77	17,03	21,31	25,55
1184 MXL	300,74	148	200	2,41	8,86	13,29	17,70	22,17	26,60
1200 MXL	304,80	150	440	2,43	8,95	13,46	17,95	22,47	26,94
1224 MXL	310,90	153	440	2,50	9,15	13,72	18,30	22,88	27,47
1240 MXL	314,96	155	440	2,52	9,24	13,88	18,54	23,19	27,81
1280 MXL	325,12	160	440	2,59	9,55	14,34	19,11	23,91	28,68
1296 MXL	329,18	162	440	2,63	9,65	14,50	19,34	24,19	29,04
1320 MXL	335,28	165	440	2,66	9,82	14,77	19,70	24,63	29,55
1360 MXL	345,44	170	440	2,76	10,13	15,19	20,27	25,36	30,44
1400 MXL	355,60	175	440	2,85	10,47	15,71	20,97	26,21	31,47
1440 MXL	365,76	180	440	2,93	10,76	16,14	21,54	26,94	32,34
1472 MXL	373,89	184	440	2,98	11,00	16,48	22,01	27,51	33,02
1520 MXL	386,08	190	440	3,09	11,34	17,02	22,72	28,38	34,08
1600 MXL	406,40	200	440	3,25	11,90	17,89	23,87	29,84	35,81
1680 MXL	426,72	210	440	3,41	12,56	18,85	25,14	31,44	37,73
1768 MXL	449,07	221	440	3,59	13,18	19,81	26,41	33,02	39,63
1800 MXL	457,20	225	440	3,65	13,43	20,15	26,87	33,61	40,34
1888 MXL	479,55	236	440	3,84	14,11	21,18	28,27	35,33	42,43
1912 MXL	485,65	239	440	3,87	14,29	21,45	28,60	35,78	42,96
1920 MXL	487,68	240	440	3,91	14,38	21,58	28,80	36,00	43,21
1960 MXL	497,83	245	440	3,91	14,38	21,58	28,80	36,00	43,21
2048 MXL	520,19	256	440	3,91	14,40	21,64	28,84	36,06	43,31

PROFILO MXL - PROFILE MXL

Tipo Type	Lp mm	Denti Teeth	Larghezza manicotto Width sleeve	Manicotto Sleeve €/mm	L=3,17 Code 012 €/Cinghia/Belt	L=4,76 Code 019 €/Cinghia/Belt	L=6,35 Code 025 €/Cinghia/Belt	L=7,94 Code 031 €/Cinghia/Belt	L=9,40 Code 037 €/Cinghia/Belt
2120 MXL	538,48	265	440	4,06	14,92	22,42	29,89	37,38	44,86
2208 MXL	560,83	276	440	4,22	15,57	23,35	31,14	38,97	46,78
2240 MXL	568,96	280	440	4,31	15,77	23,69	31,65	39,55	47,48
2320 MXL	589,28	290	440	4,44	16,38	24,57	32,79	41,00	49,21
2480 MXL	629,92	310	440	4,73	17,49	26,22	34,98	43,76	52,53
2592 MXL	658,37	324	440	4,96	18,28	27,45	36,62	45,78	54,93
2776 MXL	705,10	347	440	5,30	19,56	29,36	39,18	48,97	58,78
2896 MXL	735,58	362	440	5,56	20,42	30,65	40,90	51,14	61,37
2976 MXL	755,90	372	440	5,70	20,94	31,44	41,93	52,44	62,93
3200 MXL	812,80	400	440	6,13	22,55	33,86	45,20	56,51	67,80
3392 MXL	861,57	424	440	6,51	23,90	35,85	47,84	59,82	71,80
3584 MXL	910,34	448	440	6,52	23,94	35,96	47,99	59,97	71,98
3624 MXL	920,50	453	440	6,53	23,98	36,04	48,08	60,12	72,16
3704 MXL	940,82	463	440	6,66	24,52	36,83	49,12	61,14	73,70
3984 MXL	1011,94	498	440	7,18	26,42	39,68	52,94	66,19	79,46
4032 MXL	1024,13	504	440	7,26	26,73	40,14	53,52	66,94	80,31
4368 MXL	1109,47	546	440	7,88	28,96	43,51	58,03	72,57	87,10
4560 MXL	1158,24	570	440	8,23	30,24	45,41	60,59	75,78	90,94
4664 MXL	1184,66	583	440	8,42	30,88	46,38	61,85	77,34	92,84
6080 MXL	1544,32	760	440	10,98	40,32	60,52	80,75	100,98	121,17

PROFILO XL - PROFILE XL

Typo Type	Lp mm	Denti Teeth	Larghezza manicotto Width sleeve	Manicotto Sleeve €/mm	L=6,35 Code 025 €/Cinghia/Belt	L=9,40 Code 037 €/Cinghia/Belt	L=12,7 Code 050 €/Cinghia/Belt
60 XL	152,40	30	200	0,46	3,37	4,96	6,69
70 XL	177,80	35	200	0,53	3,83	5,67	7,65
80 XL	203,20	40	200	0,59	4,39	6,52	8,81
90 XL	228,60	45	200	0,67	4,98	7,38	9,96
100 XL	254,00	50	440	0,75	5,57	8,23	11,13
102 XL	259,08	51	440	0,76	5,68	8,42	11,35
106 XL	269,24	53	440	0,81	5,93	8,75	11,83
110 XL	279,40	55	440	0,85	6,13	9,10	12,30
112 XL	284,48	56	440	0,86	6,27	9,26	12,53
120 XL	304,80	60	440	0,89	6,61	9,79	13,21
124 XL	314,96	62	440	0,94	6,84	10,12	13,66
130 XL	330,20	65	440	0,98	7,18	10,65	14,37
140 XL	355,60	70	440	1,06	7,77	11,51	15,52
142 XL	360,07	71	440	1,08	7,88	11,67	15,74
150 XL	381,00	75	440	1,12	8,33	12,35	16,69
154 XL	391,16	77	440	1,17	8,62	12,75	17,24
156 XL	396,24	78	440	1,19	8,70	12,87	17,37
160 XL	406,40	80	440	1,21	8,91	13,21	17,85
164 XL	416,56	82	440	1,23	9,14	13,54	18,28
170 XL	431,80	85	440	1,28	9,41	13,88	18,76
180 XL	457,20	90	440	1,35	9,96	14,75	19,93
182 XL	462,28	91	440	1,36	10,09	14,92	20,16
184 XL	467,36	92	440	1,38	10,18	15,09	20,39
190 XL	482,60	95	440	1,41	10,43	15,41	20,85
192 XL	487,70	96	440	1,43	10,53	15,61	21,09
196 XL	497,86	98	440	1,45	10,67	15,83	21,38
198 XL	502,92	99	440	1,46	10,89	16,12	21,79
200 XL	508,00	100	440	1,50	11,01	16,29	22,01
202 XL	513,08	101	440	1,53	11,13	16,46	22,24
210 XL	533,40	105	440	1,54	11,24	16,65	22,48
220 XL	558,80	110	440	1,55	11,35	16,80	22,72
230 XL	584,20	115	440	1,61	11,83	17,50	23,63
234 XL	594,36	117	440	1,64	12,01	17,79	24,00
240 XL	609,60	120	440	1,67	12,30	18,18	24,56
250 XL	635,00	125	440	1,69	12,53	18,52	25,03
260 XL	660,40	130	440	1,71	12,63	18,70	25,27
270 XL	685,80	135	440	1,72	12,73	18,87	25,50
276 XL	701,04	138	440	1,74	12,87	19,02	25,73
280 XL	711,20	140	440	1,77	13,09	19,38	26,18
290 XL	736,60	145	440	1,85	13,55	20,08	27,12
300 XL	762,00	150	440	1,91	14,03	20,76	28,04
316 XL	802,64	158	440	1,98	14,72	21,79	29,43
320 XL	812,80	160	440	2,02	14,96	22,14	29,89

PROFILO XL - PROFILE XL

Tipo Type	Lp mm	Denti Teeth	Larghezza manicotto Width sleeve	Manicotto Sleeve €/mm	L=6,35 Code 025 €/Cinghia/Belt	L=9,40 Code 037 €/Cinghia/Belt	L=12,7 Code 050 €/Cinghia/Belt
330 XL	838,20	165	440	2,09	15,40	22,83	30,81
340 XL	863,60	170	440	2,16	15,87	23,49	31,75
344 XL	873,76	172	440	2,20	16,10	23,85	32,20
350 XL	889,00	175	440	2,22	16,36	24,18	32,67
360 XL	914,40	180	440	2,28	16,79	24,85	33,59
390 XL	990,60	195	440	2,49	18,18	26,93	36,38
434 XL	1102,36	217	440	2,76	20,27	30,01	40,56

PROFILO L - PROFILE L

Tipo Type	Lp mm	Denti Teeth	Larghezza manicotto Width sleeve	Manicotto Sleeve €/mm	L=12,7 Code 050 €/Cinghia/Belt	L=19,05 Code 075 €/Cinghia/Belt	L=25,4 Code 100 €/Cinghia/Belt
67 L	171,43	18	200	0,52	7,46	11,15	14,87
98 L**	247,62	26	200	0,73			
100 L**	257,15	27	450	0,75			
109 L	276,20	29	440	0,84	12,12	18,18	24,22
113 L	285,72	30	440	0,86	12,55	18,18	24,93
120 L**	304,77	32	440	0,89			
124 L	314,30	33	440	0,92	13,66	20,52	27,34
130 L	333,34	35	440	0,98	14,56	21,84	29,12
135 L	342,86	36	440	1,01	14,87	22,31	29,77
143 L	361,91	38	440	1,07	15,73	23,60	31,45
150 L	381,00	40	440	1,11	16,45	24,67	32,91
154 L	390,48	41	440	1,17	17,02	25,51	34,01
158 L	400,01	42	440	1,19	17,41	26,15	34,87
160 L	409,53	43	440	1,21	17,85	26,77	35,68
165 L	419,06	44	440	1,24	18,23	27,46	36,43
169 L	429,26	45	440	1,25	18,54	27,80	37,06
173 L	438,15	46	440	1,29	19,00	28,51	37,99
177 L	447,63	47	440	1,33	19,56	29,35	39,12
180 L	457,15	48	440	1,35	19,99	29,98	39,95
185 L	466,68	49	440	1,36	20,21	30,28	40,38
187 L	476,30	50	440	1,40	20,61	30,94	41,24
191 L	485,72	51	440	1,43	21,04	31,56	42,10
195 L	495,25	52	440	1,45	21,46	32,19	42,93
200 L**	504,77	53	440	1,50			
203 L	514,35	54	440	1,53	22,24	33,36	44,50
206 L	523,82	55	440	1,55	22,67	33,98	45,33
210 L	533,40	56	440	1,57	23,18	34,74	46,34
214 L**	542,87	57	440	1,61			

** NON a stock. Chiedere tempi di consegna
 ** NOT in stock. Ask for delivery time

Dentate gomma

PROFILO L - PROFILE L

Tipo Type	Lp mm	Denti Teeth	Larghezza manicotto Width sleeve	Manicotto Sleeve €/mm	L=12,7 Code 050 €/Cinghia/Belt	L=19,05 Code 075 €/Cinghia/Belt	L=25,4 Code 100 €/Cinghia/Belt
217 L	552,39	58	440	1,64	24,00	36,04	48,04
220 L	561,92	59	440	1,65	24,51	36,77	49,03
225 L	571,50	60	440	1,68	24,79	37,18	49,60
232 L	590,49	62	440	1,74	25,74	38,59	51,43
236 L	600,01	63	440	1,76	25,92	38,92	51,88
240 L	609,60	64	440	1,79	26,41	39,61	52,82
244 L	619,06	65	440	1,83	26,77	40,18	53,57
248 L	628,58	66	440	1,86	27,19	40,18	54,64
250 L	638,11	67	440	1,90	27,83	41,78	55,69
255 L	647,70	68	440	1,91	28,04	42,08	56,06
259 L	657,16	69	440	1,94	28,45	42,82	56,89
263 L	666,68	70	440	1,96	28,94	43,43	57,71
270 L	685,80	72	440	2,02	29,89	44,85	59,79
275 L	695,25	73	440	2,04	30,20	45,28	60,38
277 L **	704,78	74	440	2,08			
280 L	714,30	75	440	2,10	31,04	46,55	62,07
285 L	723,90	76	440	2,15	31,50	47,26	63,02
300 L	762,00	80	440	2,26	33,14	49,70	66,28
304 L	771,44	81	440	2,28	33,59	50,37	67,16
315 L	800,02	84	440	2,38	34,87	52,28	69,73
320 L	809,54	85	440	2,40	35,29	52,92	70,58
322 L	819,06	86	440	2,42	35,68	53,52	71,36
330 L	838,11	88	440	2,49	36,34	54,53	72,70
334 L	847,64	89	440	2,51	36,77	55,17	73,56
337 L	857,16	90	440	2,53	37,19	55,79	74,39
341 L	866,68	91	440	2,55	37,63	56,42	75,25
345 L	876,21	92	440	2,55	37,63	56,42	75,25
352 L	895,26	94	440	2,55	37,70	56,55	75,40
360 L	914,30	96	440	2,55	37,70	56,55	75,40
367 L	933,35	98	440	2,56	37,75	56,64	75,54
371 L **	942,88	99	440	2,56			
375 L	952,40	100	440	2,56	37,84	56,75	75,67
382 L **	971,45	102	440	2,57			
387 L	980,97	103	440	2,57	38,04	57,08	76,11
390 L	990,50	104	440	2,59	38,25	57,34	76,47
394 L	1000,02	105	440	2,59	38,27	57,39	76,52
397 L	1009,54	106	440	2,62	38,63	57,95	77,26
405 L	1028,59	108	440	2,63	38,69	58,03	77,40
408 L **	1038,12	109	440	2,64			

** NON a stock. Chiedere tempi di consegna
 ** NOT in stock. Ask for delivery time

PROFILO L - PROFILE L

Typo Type	Lp mm	Denti Teeth	Larghezza manicotto Width sleeve	Manicotto Sleeve €/mm	L=12,7 Code 050 €/Cinghia/Belt	L=19,05 Code 075 €/Cinghia/Belt	L=25,4 Code 100 €/Cinghia/Belt
412 L	1047,64	110	440	2,66	39,31	58,97	78,65
420 L	1066,69	112	440	2,73	40,08	60,13	80,18
427 L **	1085,74	114	440	2,77			
430 L **	1095,26	115	440	2,81			
435 L	1104,78	116	440	2,82	41,47	62,17	82,89
439 L **	1114,31	117	440	2,85			
442 L **	1123,83	118	440	2,86			
450 L	1142,88	120	440	2,92	42,86	64,30	85,75
453 L	1152,40	121	440	2,94	43,36	65,05	86,75
461 L **	1171,45	123	440	2,98			
465 L	1180,98	124	440	3,01	44,43	66,64	88,85
480 L	1219,07	128	440	3,12	45,88	68,81	91,75
495 L **	1257,17	132	440	3,21			
500 L	1266,69	133	440	3,25	47,83	71,74	95,63
510 L	1295,26	136	440	3,29	48,66	73,00	97,30
525 L	1333,36	140	440	3,39	49,95	74,95	99,90
540 L	1371,46	144	440	3,51	51,67	77,52	103,32
548 L	1390,50	146	440	3,54	52,28	78,43	104,59
550 L	1400,03	147	440	3,55	52,50	78,76	105,02
555 L	1409,55	148	440	3,61	53,64	80,46	107,28
570 L	1447,65	152	440	3,70	54,42	81,62	108,85
574 L	1457,17	153	440	3,72	54,64	81,93	109,26
581 L **	1476,22	155	440	3,78			
585 L **	1485,74	156	440	3,80			
600 L	1523,84	160	440	3,87	57,23	85,82	114,48
619 L	1571,46	165	440	4,02	59,03	85,82	118,78
630 L	1600,03	168	440	4,08	60,15	90,24	120,31
634 L	1609,56	169	440	4,10	60,52	90,78	122,17
660 L	1676,22	176	440	4,28	62,92	94,37	125,84
694 L	1761,94	185	440	4,50	66,49	99,70	132,90
697 L	1771,46	186	440	4,51	66,50	99,74	132,99
720 L	1828,61	192	440	4,68	68,88	103,31	137,73
728 L	1847,66	194	440	4,71	69,52	104,26	139,03
731 L **	1857,18	195	440	4,72			
765 L	1942,90	204	440	4,95	72,92	109,37	145,83
769 L **	1952,42	205	440	4,98			
780 L	1980,99	208	440	5,05	74,33	111,52	148,72
817 L	2076,23	218	440	5,29	78,01	117,02	156,04
863 L	2190,52	230	440	5,58	82,30	123,45	164,63

** NON a stock. Chiedere tempi di consegna
** NOT in stock. Ask for delivery time

Dentate gomma

PROFILO L - PROFILE L

Tipo Type	Lp mm	Denti Teeth	Larghezza manicotto Width sleeve	Manicotto Sleeve €/mm	L=12,7 Code 050 €/Cinghia/Belt	L=19,05 Code 075 €/Cinghia/Belt	L=25,4 Code 100 €/Cinghia/Belt
881 L **	2238,14	235	440	5,71			
900 L **	2285,76	240	440	5,83			
915 L	2323,86	244	440	5,94	87,37	131,05	174,74
934 L **	2371,48	249	440	6,06			
994 L **	2523,86	265	440	6,44			
1028 L **	2609,58	274	440	6,64			
1043 L **	2647,67	278	440	6,78			
1148 L **	2914,34	306	440	7,46			
1192 L **	3028,63	318	440	7,73			
1406 L **	3571,50	375	440	9,12			
1418 L **	3600,07	378	440	9,19			
1675 L **	4257,23	447	440	10,88			

** NON a stock. Chiedere tempi di consegna
 ** NOT in stock. Ask for delivery time

PROFILO H - PROFILE H

Tipo Type	Lp mm	Denti Teeth	Larghezza manicotto Width sleeve	Manicotto Sleeve €/mm	L=19,05 Code 075 €/Cinghia/Belt	L=25,4 Code 100 €/Cinghia/Belt	L=38,1 Code 150 €/Cinghia/Belt	L=50,8 Code 200 €/Cinghia/Belt	L=76,2 Code 300 €/Cinghia/Belt
145 H **	368,30	29	440	1,03					
185 H **	469,90	37	440	1,31					
200 H	508,00	40	440	1,41	30,97	41,31	62,36	82,61	123,90
210 H	533,40	42	440	1,46	32,52	43,38	65,05	86,74	130,10
220 H	558,80	44	440	1,56	34,43	45,27	68,88	91,83	137,73
225 H	571,50	45	440	1,60	35,21	46,30	70,44	93,92	140,87
230 H **	584,20	46	440	1,62					
240 H	609,60	48	440	1,69	37,54	50,04	75,06	100,09	150,13
250 H	635,00	50	440	1,76	39,23	52,30	78,45	104,60	156,91
255 H	647,70	51	440	1,82	39,96	53,28	79,94	106,59	159,87
260 H **	660,40	52	440	1,85					
270 H	685,80	54	440	1,91	42,08	56,06	84,10	112,15	168,21
280 H	711,20	56	440	1,97	43,69	58,23	87,37	116,49	174,72
285 H **	723,90	57	440	2,01					
290 H	736,60	58	440	2,04	45,35	60,48	90,70	120,66	181,41
300 H	762,00	60	440	2,12	46,92	62,57	93,82	125,11	187,68
310 H	787,40	62	440	2,20	48,47	63,72	96,93	129,24	193,86
315 H **	800,10	63	440	2,24					
320 H	812,80	64	440	2,27	50,05	65,79	100,11	133,50	200,26
325 H	825,50	65	440	2,29	50,66	67,56	101,79	135,08	202,63
330 H	838,20	66	440	2,31	51,43	68,60	102,87	137,16	205,74
335 H	850,90	67	440	2,39	52,48	68,97	105,06	139,91	209,85
340 H	863,60	68	440	2,41	53,25	70,02	106,51	142,00	212,98

PROFILO H - PROFILE H

Tipo Type	Lp mm	Denti Teeth	Larghezza manicotto Width sleeve	Manicotto Sleeve €/mm	L=19,05 Code 075 €/Cinghia/Belt	L=25,4 Code 100 €/Cinghia/Belt	L=38,1 Code 150 €/Cinghia/Belt	L=50,8 Code 200 €/Cinghia/Belt	L=76,2 Code 300 €/Cinghia/Belt
350 H	889,00	70	440	2,50	54,85	73,11	109,69	146,25	219,36
355 H	901,70	71	440	2,52	55,64	74,16	111,27	148,32	222,50
360 H	914,40	72	440	2,55	56,30	75,06	112,61	150,13	225,20
365 H	927,10	73	440	2,57	57,08	76,11	114,17	152,22	228,34
370 H	939,80	74	440	2,62	57,71	76,96	115,42	153,89	230,86
375 H	952,50	75	440	2,65	58,63	78,03	117,05	156,07	234,10
380 H	965,20	76	440	2,68	59,31	79,08	118,61	158,15	237,23
385 H	977,90	77	440	2,70	59,36	79,15	119,20	158,28	238,80
390 H	990,60	78	440	2,73	60,13	80,18	120,26	160,35	240,49
395 H	1003,30	79	440	2,75	60,60	79,63	121,15	161,56	242,33
400 H	1016,00	80	440	2,76	60,91	81,19	121,80	162,39	243,60
405 H	1028,70	81	440	2,76	61,05	81,30	122,10	162,88	244,00
410 H	1041,40	82	440	2,77	61,23	81,62	122,44	163,25	244,87
415 H	1054,10	83	440	2,78	61,40	81,90	122,84	163,75	245,50
420 H	1066,80	84	440	2,79	61,51	82,02	123,04	164,03	246,06
425 H	1079,50	85	440	2,81	61,94	82,48	124,10	165,10	248,19
430 H	1092,20	86	440	2,82	62,22	82,96	124,90	165,89	248,84
435 H	1104,90	87	440	2,83	62,93	83,93	125,86	167,82	251,72
440 H	1117,60	88	440	2,86	63,14	83,00	126,27	168,36	252,54
445 H	1130,30	89	440	2,90	63,86	83,94	127,70	170,27	255,41
450 H	1143,00	90	440	2,93	64,64	86,19	129,27	172,38	258,58
460 H	1168,40	92	440	2,98	66,01	86,77	132,00	176,00	264,01
465 H	1181,10	93	440	3,01	66,64	88,85	133,29	177,72	266,56
470 H	1193,80	94	440	3,05	67,29	89,69	134,56	179,40	269,09
475 H	1206,50	95	440	3,09	68,00	90,65	135,99	181,30	271,95
480 H	1219,20	96	440	3,12	68,81	91,75	137,65	183,51	275,26
485 H	1231,90	97	440	3,17	69,52	92,71	139,07	185,42	278,14
490 H	1244,60	98	440	3,19	70,62	93,40	141,43	188,32	282,48
500 H	1270,00	100	440	3,26	72,06	94,71	144,10	192,16	288,24
505 H	1282,70	101	440	3,28	72,77	95,66	145,55	194,08	291,13
510 H	1295,40	102	440	3,33	73,34	97,79	146,65	195,57	293,34
515 H	1308,10	103	440	3,36	74,05	98,75	148,09	197,48	296,23
520 H	1320,80	104	440	3,38	74,62	98,09	149,22	198,95	298,45
525 H	1333,50	105	440	3,41	75,34	99,02	150,66	200,86	301,31
530 H	1346,20	106	440	3,47	76,21	100,11	152,42	203,20	304,82
540 H	1371,60	108	440	3,51	77,52	103,32	155,01	206,68	309,99
550 H	1397,00	110	440	3,55	78,76	105,01	157,51	210,02	315,01
560 H	1422,40	112	440	3,65	80,61	107,53	161,27	215,00	322,54
565 H	1435,10	113	440	3,67	81,33	108,48	162,70	216,93	325,41

Dentate gomma

PROFILO H - PROFILE H

Tipo Type	Lp mm	Denti Teeth	Larghezza manicotto Width sleeve	Manicotto Sleeve €/mm	L=19,05 Code 075 €/Cinghia/Belt	L=25,4 Code 100 €/Cinghia/Belt	L=38,1 Code 150 €/Cinghia/Belt	L=50,8 Code 200 €/Cinghia/Belt	L=76,2 Code 300 €/Cinghia/Belt
570 H	1447,80	114	440	3,72	82,02	109,37	164,03	218,74	328,10
580 H	1473,20	116	440	3,78	83,53	111,39	167,08	222,77	334,16
585 H	1485,90	117	440	3,82	84,25	112,33	168,52	224,70	337,03
590 H	1498,60	118	440	3,84	84,96	113,29	169,95	226,62	339,91
600 H	1524,00	120	440	3,89	86,19	114,92	172,38	229,82	344,76
605 H	1536,70	121	440	3,95	86,91	115,87	173,80	231,75	347,63
610 H	1549,40	122	440	3,97	87,69	115,24	175,36	233,82	350,74
615 H	1562,10	123	440	4,00	88,32	117,77	176,64	235,53	353,29
625 H	1587,50	125	440	4,06	89,75	119,68	179,52	239,35	359,02
630 H	1600,20	126	440	4,10	90,71	120,95	181,41	241,88	362,82
640 H	1625,60	128	440	4,16	92,16	122,88	184,29	245,73	368,60
650 H	1651,00	130	440	4,22	93,49	124,65	186,97	249,30	373,97
660 H	1676,40	132	440	4,31	94,89	126,51	189,77	253,01	379,52
670 H	1701,80	134	440	4,36	96,28	128,38	192,60	256,77	385,15
675 H	1714,50	135	440	4,38	97,00	129,34	194,04	258,69	388,03
680 H	1727,20	136	440	4,40	97,65	130,21	195,33	260,43	390,63
690 H **	1752,60	138	440	4,49					
700 H	1778,00	140	440	4,55	100,43	133,91	200,89	267,85	401,75
710 H	1803,40	142	440	4,62	102,03	134,11	204,08	272,10	408,11
720 H	1828,80	144	440	4,69	103,47	136,00	206,94	275,91	413,86
725 H	1841,50	145	440	4,71	104,26	139,03	208,53	278,04	417,08
730 H	1854,20	146	440	4,73	104,98	139,95	209,91	279,88	419,83
740 H	1879,60	148	440	4,83	106,40	141,86	212,80	283,72	425,58
750 H	1905,00	150	440	4,88	107,72	143,66	215,49	287,30	430,96
760 H	1930,40	152	440	4,94	109,16	144,72	218,36	291,14	436,70
770 H	1955,80	154	440	4,99	110,64	145,42	221,28	295,04	442,57
780 H	1981,20	156	440	5,09	112,07	147,30	224,14	298,87	448,32
790 H	2006,60	158	440	5,15	113,51	149,19	227,02	302,70	454,07
800 H	2032,00	160	440	5,21	115,05	153,41	230,07	306,76	460,15
810 H	2057,40	162	440	5,27	116,48	155,32	232,95	310,60	465,89
820 H	2082,80	164	440	5,34	117,98	157,22	235,96	314,60	471,89
830 H	2108,20	166	440	5,41	119,42	158,84	238,84	318,44	477,63
840 H	2133,60	168	440	5,46	120,55	160,75	241,11	321,49	482,21
850 H	2159,00	170	440	5,53	121,99	162,66	243,98	325,31	487,95
860 H	2184,40	172	440	5,59	123,71	164,95	247,41	329,89	494,86
880 H	2235,20	176	440	5,73	126,59	166,39	253,17	337,56	506,34
900 H	2286,00	180	440	5,84	129,27	172,38	258,58	344,76	517,15
920 H	2336,80	184	440	5,97	132,00	176,00	264,01	352,01	528,01
930 H	2362,20	186	440	6,06	133,43	177,91	266,88	355,84	533,75

PROFILO H - PROFILE H

Tipo Type	Lp mm	Denti Teeth	Larghezza manicotto Width sleeve	Manicotto Sleeve €/mm	L=19,05 Code 075 €/Cinghia/Belt	L=25,4 Code 100 €/Cinghia/Belt	L=38,1 Code 150 €/Cinghia/Belt	L=50,8 Code 200 €/Cinghia/Belt	L=76,2 Code 300 €/Cinghia/Belt
950 H	2413,00	190	440	6,17	136,59	182,12	273,17	364,22	546,34
960 H	2438,40	192	440	6,26	138,03	184,03	276,05	368,06	552,09
980 H	2489,20	196	440	6,36	140,91	187,87	281,81	375,72	563,59
985 H	2501,90	197	440	6,40	141,61	188,83	283,24	377,63	566,48
1000 H	2540,00	200	440	6,51	143,52	191,38	287,09	382,76	574,16
1020 H	2590,80	204	440	6,63	146,66	192,79	293,34	391,11	586,69
1050 H	2667,00	210	440	6,84	150,99	198,46	301,98	402,61	603,93
1070 H	2717,80	214	440	6,94	153,87	202,24	307,73	410,28	615,43
1100 H	2794,00	220	440	7,16	158,14	210,85	316,27	421,67	632,54
1120 H	2844,80	224	440	7,28	160,93	214,57	321,84	429,11	643,63
1130 H	2870,20	226	440	7,34	162,36	216,48	324,71	432,94	649,39
1140 H	2895,60	228	440	7,41	163,69	218,26	327,38	436,52	654,76
1150 H	2921,00	230	440	7,49	165,44	220,57	330,86	441,16	661,74
1160 H	2946,40	232	440	7,54	166,87	222,49	333,74	444,99	667,50
1175 H	2984,50	235	440	7,65	169,03	225,37	338,06	450,75	676,13
1180 H	2997,20	236	440	7,67	169,63	226,16	339,50	452,33	678,49
1200 H	3048,00	240	440	7,81	172,50	230,00	344,99	460,00	689,99
1250 H	3175,00	250	440	8,14	179,69	239,58	359,35	479,14	718,74
1260 H	3200,40	252	440	8,20	181,13	241,49	362,22	482,98	724,49
1270 H	3225,80	254	440	8,25	182,38	239,73	364,76	486,34	729,52
1300 H	3302,00	260	440	8,46	186,69	245,40	373,38	497,83	746,76
1325 H	3365,50	265	440	8,60	190,29	253,70	380,57	507,42	761,10
1350 H	3429,00	270	440	8,78	193,84	258,49	387,72	516,96	775,43
1400 H	3556,00	280	440	9,11	201,23	268,30	402,45	536,62	804,91
1440 H	3657,60	288	440	9,36	206,99	275,97	413,95	551,95	827,92
1450 H	3683,00	290	440	9,44	208,53	278,05	417,05	556,08	834,10
1500 H	3810,00	300	440	9,77	215,53	287,40	431,09	574,77	862,17
1510 H	3835,40	302	440	9,81	216,98	289,31	433,95	578,61	867,92
1535 H	3898,90	307	440	10,00	220,73	290,11	441,43	588,61	882,86
1550 H	3937,00	310	440	10,09	222,87	292,94	445,75	594,35	891,51
1560 H	3962,40	312	440	10,14	224,32	294,83	448,62	598,19	897,25
1600 H	4064,00	320	440	10,42	230,22	306,96	460,41	613,88	920,83
1630 H	4140,20	326	440	10,62	234,52	312,70	469,04	625,41	938,10
1660 H	4216,40	332	440	10,78	238,84	318,45	477,68	636,92	955,37
1700 H	4318,00	340	440	11,04	244,33	325,75	488,63	651,53	977,32
1765 H	4483,10	353	440	11,47	253,58	338,10	507,14	676,19	1014,31
1855 H	4711,70	371	440	12,07	266,52	355,36	533,01	710,68	1066,03
1920 H	4876,80	384	440	12,47	275,86	367,80	551,68	735,57	1103,38
2010 H	5105,40	402	440	13,08	288,78	385,03	577,54	770,08	1155,10

PROFILO H - PROFILE H

Tipo Type	Lp mm	Denti Teeth	Larghezza manicotto Width sleeve	Manicotto Sleeve €/mm	L=19,05 Code 075 €/Cinghia/Belt	L=25,4 Code 100 €/Cinghia/Belt	L=38,1 Code 150 €/Cinghia/Belt	L=50,8 Code 200 €/Cinghia/Belt	L=76,2 Code 300 €/Cinghia/Belt
2100 H	5334,00	420	440	13,66	301,96	402,47	603,74	805,20	1207,81
2200 H	5588,00	440	440	14,78	326,82	435,77	653,64	871,52	1307,28
2360 H	5994,40	472	440	15,36	339,25	452,34	678,52	904,68	1357,04
2500 H	6350,00	500	440	16,26	359,35	479,12	718,69	958,24	1437,37
2680 H	6807,20	536	440	17,41	385,03	513,38	770,08	1026,76	1540,13

PROFILO XH - PROFILE XH

Tipo Type	Lp mm	Denti Teeth	Larghezza manicotto Width sleeve	Manicotto Sleeve €/mm	L=50,8 Code 200 €/Cinghia/Belt	L=76,2 Code 300 €/Cinghia/Belt	L=101,6 Code 400 €/Cinghia/Belt
507 XH	1289,00	58	440	8,95	527,45	791,16	1054,86
560 XH	1422,40	64	440	9,89	581,96	872,88	1163,86
630 XH	1600,20	72	440	11,10	653,96	980,89	1307,87
700 XH	1778,00	80	440	12,34	726,94	1090,41	1453,84
770 XH	1955,80	88	440	13,57	799,92	1199,86	1599,83
840 XH	2133,60	96	440	14,80	871,92	1307,87	1743,84
980 XH	2489,20	112	440	17,27	1017,89	1526,82	2035,79
1120 XH	2844,80	128	440	19,73	1162,90	1744,34	2325,76
1260 XH	3200,40	144	440	22,21	1308,86	1963,26	2617,69
1400 XH	3556,00	160	440	24,66	1453,84	2180,77	2907,70
1540 XH	3911,60	176	440	27,14	1598,86	2398,26	3197,67
1750 XH	4445,00	200	440	30,83	1816,84	2725,25	3633,64

PROFILO XXH - PROFILE XXH

Tipo Type	Lp mm	Denti Teeth	Larghezza manicotto Width sleeve	Manicotto Sleeve €/mm	L=50,8 Code 200 €/Cinghia/Belt	L=76,2 Code 300 €/Cinghia/Belt	L=101,6 Code 400 €/Cinghia/Belt	L=127 Code 500 €/Cinghia/Belt
700 XXH	1778,00	56	430	18,88	1112,14	1668,23	2224,29	2780,37
800 XXH	2032,00	64	430	21,58	1271,56	1907,31	2543,10	3178,89
900 XXH**	2286,00	72	280	24,27	1430,02	2145,04	2860,04	3575,08
1000 XXH	2540,00	80	430	26,96	1589,43	2384,16	3178,89	3973,61
1200 XXH**	3048,00	96	430	32,35	1906,40	2859,59	3812,78	4765,99
1400 XXH**	3556,00	112	220	37,74	2224,29	3336,42	4448,57	5560,70
1600 XXH	4064,00	128	220	43,15	2542,18	3813,27	5084,34	6355,44
1800 XXH**	4572,00	144	220	48,53	2860,04	4290,09	5720,12	7150,14

** NON a stock. Chiedere tempi di consegna

** NOT in stock. Ask for delivery time

SCHEMA TECNICA

La sigla HTD significa "High Torque Drive", cioè trasmissione a coppia elevata. I vantaggi del profilo curvilineo HTD sono: la ripartizione omogenea delle sollecitazioni che garantisce un ingranamento speculare e preciso, un utilizzo ottimale di ogni dente e un'ottima silenziosità di funzionamento.

Caratteristiche generali:

- Disponibile con profili metrici 3M, 5M, 8M e 14M.
- Cavi di trazione elicoidali in fibra di vetro ad allungamento quasi nullo.
- Rivestimento superiore elastico e flessibile che protegge i cavi.
- Rivestimento dei denti anti-abrasione che protegge la cinghia dai ripetuti contatti fra denti e pulegge.
Il rivestimento riduce anche la rumorosità.
- Buona resistenza agli oli di uso comune e alle temperature fra -25°C e +100°C.
- Conforme alla norma ISO 5296.

Certificate RoHS e Reach.

Il codice delle cinghie dentate è composto come segue:

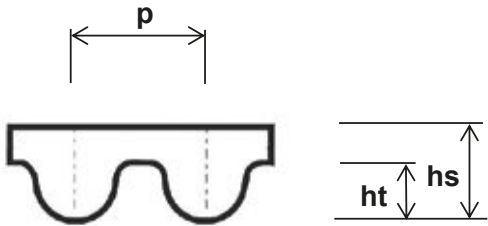
1040 = lunghezza primitiva (mm).





8M = passo (mm).

50 = larghezza (mm).

Caratteristiche dimensionali nominali:

SEZIONE	ISO 5296	3M	5M	8M	14M
Passo	p (mm)	3	5	8	14
Altezza del dente	ht (mm)	1,2	2,1	3,4	6,1
Altezza della cinghia	hs (mm)	2,4	3,6	5,6	10,0
Tolleranza sulla larghezza manicotto		+ / - 5%			
Massa lineare per larghezza di 10 mm	(g/m)	29	40	64	98



	HTD 513 - 3M	NON CRIMPATO
	HTD 600 - 5M	NON CRIMPATO
	HTD 2000 - 8M	NON CRIMPATO
	HTD 4760 - 14M	NON CRIMPATO

TECHNICAL SCHEDULE

HTD means “High Torque Drive”, and HTD profile offers a lot of advantages: the homogeneous distribution of forces guarantees a more precise positioning between tooth profile and pulley and reduces noisiness.

General features:

- Available in metric sizes 3M, 5M, 8M and 14M.
- Helicoidal fiberglass cords with very limited extension.
- Elastic and flexible top surface that covers the cords.
- Teeth cover layer that protects the belt from the wearing due to repeated contacts between teeth and pulleys. The cover also reduces noisiness.
- Good resistance to common use oils and temperatures between -25°C and + 100°C.
- In line with ISO 5296 standard.

RoHS and Reach certified.

PI BELT HTD timing belt code is composed as follows:

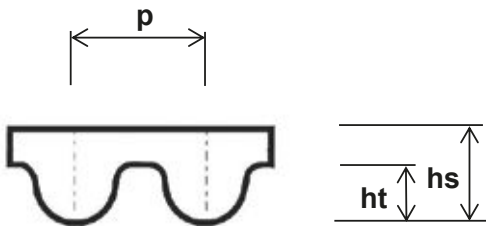
1040 = primitive length (mm).





8M = pitch (mm).

50 = width (mm).

Nominal dimensions:

SECTION	ISO 5296	3M	5M	8M	14M
Pitch	p (mm)	3	5	8	14
Tooth depth	ht (mm)	1,2	2,1	3,4	6,1
Overall belt height	hs (mm)	2,4	3,6	5,6	10,0
Sleeve width tolerance		+ / - 5%			
Weight for width 10 mm	(g/m)	29	40	64	98



	HTD 513 - 3M	DO NOT CRIMP
	HTD 600 - 5M	DO NOT CRIMP
	HTD 2000 - 8M	DO NOT CRIMP
	HTD 4760 - 14M	DO NOT CRIMP

PROFILO HTD 3M - PROFILE HTD 3M

Typo Type	Lp mm	Denti Teeth	Larghezza manicotto Width sleeve	Manicotto Sleeve €/mm	L=3 Code 03 €/Cinghia/Belt	L=6 Code 06 €/Cinghia/Belt	L=9 Code 09 €/Cinghia/Belt	L=12 Code 12 €/Cinghia/Belt	L=15 Code 15 €/Cinghia/Belt
111 3M	111	37	200	0,65	2,29	4,60	6,89	9,21	11,51
117 3M	117	39	200	0,69	2,41	4,83	7,22	9,63	12,06
120 3M	120	40	200	0,70	2,49	4,93	7,40	9,83	12,32
129 3M	129	43	200	0,76	2,68	5,37	8,06	10,73	13,43
141 3M	141	47	200	0,85	2,90	5,80	8,71	11,59	14,50
144 3M	144	48	200	0,86	2,95	5,93	8,87	11,84	14,78
150 3M	150	50	200	0,89	3,12	6,26	9,36	12,46	15,61
153 3M	153	51	200	0,91	3,18	6,34	9,54	12,69	15,87
156 3M	156	52	200	0,92	3,22	6,48	9,69	12,91	16,14
159 3M	159	53	200	0,94	3,28	6,58	9,83	13,15	16,42
162 3M	162	54	200	0,95	3,34	6,67	10,02	13,34	16,69
165 3M	165	55	200	0,98	3,39	6,82	10,19	13,62	17,01
168 3M	168	56	200	1,01	3,51	6,99	10,49	14,03	17,53
174 3M	174	58	200	1,05	3,63	7,22	10,84	14,47	18,05
177 3M	177	59	200	1,06	3,66	7,33	11,00	14,67	18,35
180 3M	180	60	200	1,07	3,73	7,46	11,18	14,89	18,60
186 3M	186	62	200	1,09	3,84	7,66	11,51	15,33	19,16
189 3M	189	63	200	1,11	3,87	7,77	11,65	15,55	19,43
192 3M	192	64	200	1,17	4,00	7,99	12,00	15,97	19,97
195 3M	195	65	200	1,18	4,06	8,10	12,17	16,21	20,25
201 3M	201	67	200	1,20	4,15	8,32	12,46	16,65	20,80
204 3M	204	68	200	1,21	4,21	8,44	12,65	16,84	21,08
207 3M	207	69	200	1,22	4,27	8,55	12,80	17,07	21,34
210 3M	210	70	200	1,24	4,33	8,67	12,97	17,30	21,64
213 3M	213	71	200	1,28	4,43	8,87	13,30	17,75	22,17
225 3M	225	75	200	1,34	4,66	9,31	13,95	18,60	23,27
237 3M	237	79	200	1,41	4,93	9,83	14,78	19,71	24,63
240 3M	240	80	200	1,43	4,98	9,96	14,96	19,93	24,89
246 3M	246	82	200	1,45	5,10	10,16	15,28	20,37	25,45
252 3M	252	84	200	1,50	5,21	10,40	15,61	20,80	26,00
255 3M	255	85	200	1,53	5,25	10,49	15,75	21,01	26,26
264 3M	264	88	200	1,57	5,47	10,96	16,42	21,90	27,38
267 3M	267	89	200	1,60	5,53	11,04	16,58	22,13	27,63
270 3M	270	90	200	1,61	5,58	11,18	16,74	22,33	27,93
276 3M	276	92	200	1,64	5,70	11,37	17,07	22,77	28,48
282 3M	282	94	200	1,68	5,84	11,73	17,58	23,42	29,30
285 3M	285	95	200	1,69	5,93	11,84	17,75	23,63	29,55
288 3M	288	96	200	1,71	5,96	11,92	17,90	23,87	29,84
291 3M	291	97	200	1,72	6,02	12,06	18,05	24,09	30,11

PROFILO HTD 3M - PROFILE HTD 3M

Tipo Type	Lp mm	Denti Teeth	Larghezza manicotto Width sleeve	Manicotto Sleeve €/mm	L=3 Code 03 €/Cinghia/Belt	L=6 Code 06 €/Cinghia/Belt	L=9 Code 09 €/Cinghia/Belt	L=12 Code 12 €/Cinghia/Belt	L=15 Code 15 €/Cinghia/Belt
297 3M	297	99	200	1,76	6,13	12,29	18,38	24,52	30,65
300 3M	300	100	450	1,77	6,17	12,36	18,56	24,76	30,93
309 3M	309	103	450	1,85	6,40	12,80	19,22	25,62	32,03
312 3M	312	104	450	1,86	6,48	12,91	19,38	28,85	32,31
318 3M	318	106	450	1,90	6,58	13,15	19,71	26,26	32,84
330 3M	330	110	450	1,96	6,85	13,67	20,53	27,38	34,23
333 3M	333	111	450	1,97	6,89	13,79	20,68	27,59	34,46
336 3M	336	112	450	1,98	6,94	13,92	20,85	27,80	34,74
339 3M	339	113	450	2,01	6,99	14,03	21,01	28,03	35,00
345 3M	345	115	450	2,04	7,13	14,22	21,34	28,48	35,57
357 3M	357	119	450	2,12	7,40	14,78	22,17	29,55	36,93
363 3M	363	121	450	2,16	7,50	15,02	22,51	30,00	37,50
366 3M	366	122	450	2,18	7,54	15,09	22,67	30,22	37,75
384 3M	384	128	450	2,28	7,94	15,87	23,83	31,75	39,68
390 3M	390	130	450	2,30	8,06	16,09	24,16	32,18	40,22
393 3M	393	131	450	2,33	8,17	16,31	24,48	32,64	40,78
420 3M	420	140	450	2,51	8,71	17,40	26,10	34,82	43,52
426 3M	426	142	450	2,53	8,81	17,63	26,44	35,24	44,06
447 3M	447	149	450	2,65	9,24	18,50	27,74	37,00	46,24
474 3M	474	158	450	2,82	9,80	19,59	29,39	39,20	48,99
477 3M	477	159	450	2,83	9,83	19,71	29,55	39,41	49,27
480 3M	480	160	450	2,85	9,90	19,82	29,72	39,63	49,51
486 3M	486	162	450	2,86	9,96	19,93	29,89	39,84	49,81
495 3M	495	165	450	2,87	10,02	20,04	30,05	40,05	50,08
501 3M	501	167	450	2,90	10,08	20,15	30,22	40,28	50,36
513 3M	513	171	450	2,92	10,13	20,25	30,38	40,50	50,62
522 3M	522	174	450	2,93	10,16	20,37	30,54	40,70	50,90
531 3M	531	177	450	2,94	10,25	20,48	30,71	40,93	51,17
537 3M	537	179	450	2,95	10,29	20,57	30,87	41,17	51,43
558 3M	558	186	450	2,97	10,36	20,68	31,05	41,38	51,71
564 3M	564	188	450	2,98	10,40	20,80	31,21	41,59	52,00
597 3M	597	199	450	3,17	11,00	22,00	33,00	44,02	55,01
606 3M	606	202	450	3,21	11,18	22,33	33,50	44,68	55,86
612 3M	612	204	450	3,26	11,33	22,67	33,99	45,30	56,64
633 3M	633	211	450	3,37	11,73	23,42	35,13	46,84	58,56
669 3M	669	223	450	3,54	12,36	24,76	37,10	49,47	61,84
708 3M	708	236	450	3,77	13,09	26,16	39,25	52,31	65,42
711 3M	711	237	450	3,78	13,15	26,26	39,41	52,55	65,69
750 3M	750	250	450	3,99	13,83	27,70	41,54	55,40	69,23

PROFILO HTD 3M - PROFILE HTD 3M

Tipo Type	Lp mm	Denti Teeth	Larghezza manicotto Width sleeve	Manicotto Sleeve €/mm	L=3 Code 03 €/Cinghia/Belt	L=6 Code 06 €/Cinghia/Belt	L=9 Code 09 €/Cinghia/Belt	L=12 Code 12 €/Cinghia/Belt	L=15 Code 15 €/Cinghia/Belt
753 3M	753	251	450	4,00	13,92	27,80	41,73	55,62	69,52
804 3M	804	268	450	4,27	14,83	29,67	44,50	59,32	74,16
813 3M	813	271	450	4,32	15,02	30,00	45,00	59,98	74,99
843 3M	843	281	450	4,48	15,55	31,10	46,65	62,17	77,73
885 3M	885	295	450	4,70	16,38	32,71	49,10	65,46	81,83
939 3M	939	313	450	4,98	17,34	34,69	52,03	69,42	86,76
1125 3M	1125	375	450	5,97	20,80	41,59	62,39	83,19	103,98
1245 3M	1245	415	450	6,61	23,00	45,96	68,97	91,95	114,93
1263 3M	1263	421	450	6,68	23,31	46,65	69,93	93,26	116,57

PROFILO HTD 5M - PROFILE HTD 5M

Tipo Type	Lp mm	Denti Teeth	Larghezza manicotto Width sleeve	Manicotto Sleeve €/mm	L=9 Code 09 €/Cinghia/Belt	L=15 Code 15 €/Cinghia/Belt	L=25 Code 25 €/Cinghia/Belt
190 5M	190	38	200	1,00	10,43	17,38	28,96
225 5M	225	45	200	1,19	12,32	20,53	34,23
255 5M	255	51	200	1,34	13,95	23,27	38,75
265 5M	265	53	200	1,38	14,47	24,09	40,15
280 5M	280	56	200	1,45	15,28	25,45	42,43
300 5M	300	60	440	1,57	16,42	27,38	45,61
305 5M	305	61	440	1,60	16,58	27,63	46,08
325 5M	325	65	440	1,69	17,75	29,55	49,27
330 5M	330	66	440	1,72	18,01	30,01	50,02
340 5M	340	68	440	1,77	18,56	30,93	51,56
350 5M	350	70	440	1,83	19,04	31,75	52,91
360 5M	360	72	440	1,89	19,55	32,58	54,30
365 5M	365	73	440	1,91	19,87	33,10	55,19
375 5M	375	75	440	1,95	20,37	33,96	56,57
400 5M	400	80	440	2,09	21,86	36,39	60,65
425 5M	425	85	440	2,22	23,14	38,59	64,32
435 5M	435	87	440	2,26	23,47	39,13	65,21
450 5M	450	90	440	2,28	23,74	39,58	65,97
475 5M	475	95	440	2,39	24,79	41,29	68,88
500 5M	500	100	440	2,50	25,94	43,22	72,06
520 5M	520	104	440	2,59	27,10	45,13	75,26
525 5M	525	105	440	2,62	27,25	45,41	75,70
535 5M	535	107	440	2,66	27,93	46,51	77,54
550 5M	550	110	440	2,75	28,58	47,63	79,37
560 5M	560	112	440	2,79	29,15	48,55	80,95

PROFILO HTD 5M - PROFILE HTD 5M

Tipo Type	Lp mm	Denti Teeth	Larghezza manicotto Width sleeve	Manicotto Sleeve €/mm	L=9 Code 09 €/Cinghia/Belt	L=15 Code 15 €/Cinghia/Belt	L=25 Code 25 €/Cinghia/Belt
565 5M	565	113	440	2,82	29,39	48,99	81,65
580 5M	580	116	440	2,90	30,22	50,36	83,92
600 5M	600	120	440	2,98	31,21	52,00	86,65
610 5M	610	122	440	3,04	31,69	52,80	88,03
635 5M	635	127	440	3,17	33,00	55,01	91,69
650 5M	650	130	440	3,23	33,76	56,29	93,80
665 5M	665	133	440	3,30	34,53	57,59	95,96
670 5M	670	134	440	3,34	34,82	58,00	96,69
700 5M	700	140	440	3,50	36,45	60,76	101,24
710 5M	710	142	440	3,53	36,93	61,57	102,62
740 5M	740	148	440	3,70	38,59	64,32	107,18
750 5M	750	150	440	3,74	39,07	65,13	108,55
755 5M	755	151	440	3,77	39,25	65,42	109,02
800 5M	800	160	440	4,00	41,73	69,52	115,84
825 5M	825	165	440	4,02	41,87	69,78	116,30
835 5M	835	167	440	4,03	42,06	70,06	116,77
850 5M	850	170	440	4,03	42,11	70,21	117,03
860 5M	860	172	440	4,04	42,20	70,33	117,23
890 5M	890	178	440	4,06	42,36	70,61	117,68
900 5M	900	180	440	4,07	42,52	70,90	118,12
925 5M	925	185	440	4,08	42,68	71,15	118,59
950 5M	950	190	440	4,19	43,67	72,79	121,32
980 5M	980	196	440	4,32	45,06	75,12	125,18
1000 5M	1000	200	440	4,39	45,96	76,63	127,72
1035 5M	1035	207	440	4,55	47,45	79,10	131,81
1050 5M	1050	210	440	4,61	48,11	80,19	133,63
1125 5M	1125	225	440	4,94	51,57	85,94	143,22
1350 5M	1350	270	440	5,94	61,91	103,17	171,96
1420 5M	1420	284	440	6,26	65,19	108,65	181,06
1455 5M	1455	291	440	6,40	66,79	111,33	185,53
1595 5M	1595	319	440	7,01	73,23	122,05	203,42
1790 5M	1790	358	440	7,87	82,12	136,83	228,05
1895 5M	1895	379	440	8,32	86,90	144,85	241,42

PROFILO HTD 8M - PROFILE HTD 8M

Typo Type	Lp mm	Denti Teeth	Larghezza manicotto Width sleeve	Manicotto Sleeve €/mm	L=20 Code 20 €/Cinghia/Belt	L=30 Code 30 €/Cinghia/Belt	L=50 Code 50 €/Cinghia/Belt	L=85 Code 85 €/Cinghia/Belt
184 8M**	184	23	440	0,70				
288 8M	288	36	440	1,09	25,53	36,55	63,86	108,50
328 8M**	328	41	440	1,25				
336 8M**	336	42	440	1,29				
368 8M**	368	46	440	1,41				
376 8M	376	47	440	1,44	33,34	49,98	83,34	141,65
384 8M**	384	48	440	1,46				
400 8M**	400	50	440	1,55				
408 8M	408	51	440	1,57	36,17	56,36	91,16	153,71
416 8M**	416	52	440	1,61				
424 8M	424	53	440	1,62	37,59	56,36	93,97	159,73
440 8M	440	55	440	1,68	39,18	58,76	97,90	166,46
448 8M**	448	56	440	1,71				
472 8M**	472	59	440	1,82				
480 8M	480	60	440	1,85	42,68	64,04	106,72	181,45
512 8M	512	64	440	1,96	45,53	68,28	113,83	193,48
520 8M	520	65	440	1,98	46,20	69,30	115,48	196,33
536 8M**	536	67	440	2,07				
544 8M	544	68	440	2,09	48,53	72,81	121,36	206,31
560 8M	560	70	440	2,16	49,98	74,99	124,97	212,44
568 8M**	568	71	440	2,20				
576 8M	576	72	440	2,22	51,57	77,32	128,89	219,09
584 8M	584	73	440	2,24	52,28	78,40	130,67	222,13
600 8M	600	75	440	2,29	53,27	79,90	133,19	226,42
608 8M	608	76	440	2,31	53,93	80,89	134,84	229,24
624 8M	624	78	440	2,40	55,36	83,02	138,39	235,26
632 8M	632	79	440	2,42	56,22	84,29	140,48	238,82
640 8M	640	80	440	2,46	56,91	85,39	142,30	241,90
656 8M	656	82	440	2,52	58,37	87,57	145,95	248,13
672 8M	672	84	440	2,57	59,91	89,89	149,80	254,66
680 8M	680	85	440	2,62	60,59	90,89	151,47	257,51
688 8M	688	86	440	2,64	61,30	91,96	153,25	260,54
696 8M	696	87	440	2,66	61,93	92,90	154,83	263,20
712 8M**	712	89	440	2,75				
720 8M	720	90	440	2,77	64,22	96,33	160,55	272,94
728 8M**	728	91	440	2,81				
736 8M	736	92	440	2,83	65,63	98,42	164,02	278,85
760 8M	760	95	440	2,92	67,55	101,31	168,84	287,03
776 8M	776	97	440	2,97	68,97	103,43	172,40	293,08

** NON a stock. Chiedere tempi di consegna
 ** NOT in stock. Ask for delivery time

Dentate gomma

PROFILO HTD 8M - PROFILE HTD 8M

Tipo Type	Lp mm	Denti Teeth	Larghezza manicotto Width sleeve	Manicotto Sleeve €/mm	L=20 Code 20 €/Cinghia/Belt	L=30 Code 30 €/Cinghia/Belt	L=50 Code 50 €/Cinghia/Belt	L=85 Code 85 €/Cinghia/Belt
784 8M	784	98	440	3,00	69,62	104,43	174,06	295,92
792 8M**	792	99	440	3,04				
800 8M	800	100	440	3,07	71,15	106,72	177,87	302,38
816 8M**	816	102	440	3,14				
824 8M	824	103	440	3,17	73,32	109,97	183,28	311,56
840 8M	840	105	440	3,22	74,80	112,20	186,99	317,91
848 8M	848	106	440	3,26	75,64	113,49	189,12	321,53
856 8M	856	107	440	3,28	76,22	114,32	190,54	323,96
864 8M**	864	108	440	3,33				
872 8M	872	109	440	3,36	77,67	116,49	194,15	330,07
880 8M	880	110	440	3,38	78,44	117,68	196,12	333,40
896 8M	896	112	440	3,47	79,88	119,81	199,69	339,47
912 8M	912	114	440	3,51	81,35	122,01	203,37	345,72
920 8M	920	115	440	3,52	81,74	122,61	204,31	347,37
928 8M**	928	116	440	3,54				
936 8M	936	117	440	3,59	83,26	128,06	207,83	353,79
952 8M**	952	119	440	3,65				
960 8M	960	120	440	3,67	85,39	128,06	213,44	362,85
968 8M	968	121	440	3,72	86,08	129,15	215,24	365,87
976 8M	976	122	440	3,74	86,70	130,04	216,74	368,47
984 8M**	984	123	440	3,78				
1000 8M	1000	125	440	3,84	89,03	133,54	222,56	378,37
1008 8M**	1008	126	440	3,86				
1016 8M	1016	127	440	3,89	90,38	135,56	225,97	384,13
1032 8M**	1032	129	440	3,97				
1040 8M	1040	130	440	4,00	92,68	139,03	231,69	393,88
1056 8M	1056	132	440	4,06	94,05	141,09	235,18	399,78
1064 8M	1064	133	440	4,08	94,77	142,02	236,94	402,80
1072 8M	1072	134	440	4,13	95,73	143,61	239,35	406,90
1080 8M	1080	135	440	4,15	96,42	144,62	241,02	409,73
1104 8M**	1104	138	440	4,22				
1120 8M	1120	140	440	4,31	99,61	149,42	249,03	423,36
1128 8M**	1128	141	440	4,33				
1136 8M	1136	142	440	4,36	101,08	151,66	252,74	429,65
1144 8M**	1144	143	440	4,38				
1152 8M	1152	144	440	4,40	102,51	153,79	256,08	435,70
1160 8M	1160	145	440	4,44	103,10	154,66	257,75	438,17
1168 8M**	1168	146	440	4,49				
1176 8M	1176	147	440	4,51	104,51	156,78	261,32	444,21

** NON a stock. Chiedere tempi di consegna
 ** NOT in stock. Ask for delivery time

PROFILO HTD 8M - PROFILE HTD 8M

Tipo Type	Lp mm	Denti Teeth	Larghezza manicotto Width sleeve	Manicotto Sleeve €/mm	L=20 Code 20 €/Cinghia/Belt	L=30 Code 30 €/Cinghia/Belt	L=50 Code 50 €/Cinghia/Belt	L=85 Code 85 €/Cinghia/Belt
1184 8M	1184	148	440	4,55	105,49	158,22	263,70	448,31
1192 8M	1192	149	440	4,59	106,22	159,28	265,50	451,34
1200 8M	1200	150	440	4,61	106,93	160,37	267,27	454,37
1208 8M**	1208	151	440	4,64				
1216 8M	1216	152	440	4,68	108,48	162,69	271,16	460,96
1224 8M	1224	153	440	4,70	109,10	163,63	272,75	463,66
1232 8M**	1232	154	440	4,72				
1240 8M	1240	155	440	4,76	110,47	165,69	276,17	469,48
1248 8M	1248	156	440	4,80	111,14	166,72	277,84	472,34
1256 8M	1256	157	440	4,83	111,65	167,46	279,13	474,52
1264 8M	1264	158	440	4,85	112,52	168,78	281,30	478,21
1272 8M	1272	159	440	4,88	113,16	169,72	282,88	480,88
1280 8M	1280	160	440	4,92	113,83	170,76	284,61	483,84
1296 8M**	1296	162	440	4,96				
1304 8M	1304	163	440	4,99	116,16	174,24	290,40	493,67
1312 8M	1312	164	440	5,03	116,74	177,25	290,52	496,13
1320 8M	1320	165	440	5,06	117,49	176,25	293,76	499,36
1328 8M	1328	166	440	5,10	118,17	177,25	295,43	502,19
1344 8M	1344	168	440	5,17	119,83	179,75	299,60	509,32
1360 8M	1360	170	440	5,23	121,13	181,72	302,85	514,83
1392 8M	1392	174	440	5,36	124,21	186,29	310,49	527,82
1400 8M	1400	175	440	5,39	124,86	187,28	312,16	530,67
1408 8M**	1408	176	440	5,42				
1416 8M**	1416	177	440	5,43				
1424 8M	1424	178	440	5,45	126,24	189,38	315,61	534,77
1432 8M	1432	179	440	5,46	126,53	189,81	316,34	537,77
1440 8M	1440	180	440	5,47	127,00	190,45	317,45	539,65
1456 8M	1456	182	440	5,48	127,34	191,02	318,35	541,19
1480 8M	1480	185	440	5,52	127,88	191,90	319,40	542,67
1488 8M**	1488	186	440	5,53				
1512 8M**	1512	189	440	5,54				
1520 8M	1520	190	440	5,56	128,89	193,31	322,20	547,73
1536 8M**	1536	192	440	5,60				
1552 8M	1552	194	440	5,67	131,21	196,85	328,06	557,70
1560 8M	1560	195	440	5,70	132,22	198,33	330,57	561,96
1576 8M**	1576	197	440	5,76				
1600 8M	1600	200	440	5,83	135,38	203,06	338,43	575,32
1608 8M**	1608	201	440	5,87				
1632 8M	1632	204	440	5,96	138,26	207,38	345,64	587,58

** NON a stock. Chiedere tempi di consegna
 ** NOT in stock. Ask for delivery time

Dentate gomma

PROFILO HTD 8M - PROFILE HTD 8M

Tipo Type	Lp mm	Denti Teeth	Larghezza manicotto Width sleeve	Manicotto Sleeve €/mm	L=20 Code 20 €/Cinghia/Belt	L=30 Code 30 €/Cinghia/Belt	L=50 Code 50 €/Cinghia/Belt	L=85 Code 85 €/Cinghia/Belt
1640 8M	1640	205	440	6,00	138,92	208,37	347,31	590,43
1648 8M**	1648	206	440	6,02				
1656 8M	1656	207	440	6,04	140,26	210,40	350,66	596,11
1680 8M	1680	210	440	6,13	142,27	213,41	355,69	604,64
1696 8M	1696	212	440	6,19	143,61	215,41	359,01	610,32
1728 8M	1728	216	440	6,30	146,31	219,53	365,78	621,85
1760 8M	1760	220	440	6,42	149,23	223,86	373,09	634,24
1784 8M**	1784	223	440	6,52				
1792 8M	1792	224	440	6,55	151,86	227,71	379,59	645,32
1800 8M	1800	225	440	6,58	152,54	228,77	381,28	648,20
1824 8M**	1824	228	440	6,64				
1840 8M**	1840	230	440	6,69				
1856 8M	1856	232	440	6,80	157,32	235,99	393,33	668,66
1888 8M**	1888	236	440	6,89				
1896 8M**	1896	237	440	6,92				
1904 8M	1904	238	440	6,94	161,36	242,02	403,38	685,73
1936 8M	1936	242	440	7,05	163,69	245,52	409,23	695,67
1944 8M**	1944	243	440	7,12				
1952 8M**	1952	244	440	7,14				
1960 8M**	1960	245	440	7,16				
2000 8M	2000	250	440	7,29	169,30	253,95	423,26	719,53
2016 8M**	2016	252	440	7,37				
2032 8M	2032	254	440	7,43	172,02	253,95	430,98	731,05
2048 8M**	2048	256	440	7,48				
2056 8M**	2056	257	440	7,50				
2080 8M	2080	260	440	7,59	176,09	264,10	440,18	748,31
2088 8M**	2088	261	440	7,62				
2096 8M**	2096	262	440	7,66				
2104 8M	2104	263	440	7,67	178,40	267,56	447,72	761,13
2136 8M	2136	267	440	7,81	181,12	271,63	452,75	769,68
2160 8M	2160	270	440	7,88	183,15	274,69	457,83	778,32
2168 8M**	2168	271	440	7,90				
2184 8M	2184	273	440	7,98	185,12	277,68	462,79	786,75
2200 8M	2200	275	440	8,05	186,46	279,70	466,14	792,43
2208 8M**	2208	276	440	8,07				
2224 8M**	2224	278	440	8,12				
2240 8M	2240	280	440	8,18	189,81	284,71	474,51	806,65
2248 8M	2248	281	440	8,21	190,37	285,56	475,92	809,07
2272 8M**	2272	284	440	8,27				

** NON a stock. Chiedere tempi di consegna
 ** NOT in stock. Ask for delivery time

PROFILO HTD 8M - PROFILE HTD 8M

Tipo Type	Lp mm	Denti Teeth	Larghezza manicotto Width sleeve	Manicotto Sleeve €/mm	L=20 Code 20 €/Cinghia/Belt	L=30 Code 30 €/Cinghia/Belt	L=50 Code 50 €/Cinghia/Belt	L=85 Code 85 €/Cinghia/Belt
2304 8M	2304	288	440	8,43	195,15	292,72	487,89	829,42
2312 8M**	2312	289	440	8,45				
2328 8M**	2328	291	440	8,49				
2392 8M**	2392	299	440	8,73				
2400 8M	2400	300	440	8,76	203,23	304,87	508,10	863,76
2464 8M**	2464	308	440	8,99				
2504 8M	2504	313	440	9,14	211,90	317,82	529,75	900,57
2560 8M**	2560	320	440	9,34				
2584 8M**	2584	323	440	9,44				
2600 8M	2600	325	440	9,50	220,41	330,58	550,96	936,64
2736 8M	2736	342	440	10,00	231,64	347,47	579,12	984,49
800 8M	2800	350	440	10,21	237,17	355,75	592,92	1007,97
3048 8M	3048	381	440	11,14	258,34	387,49	645,84	1097,93
3120 8M	3120	390	440	11,37	264,17	396,26	660,43	1122,73
3168 8M	3168	396	440	11,56	268,14	402,19	670,34	1139,57
3200 8M	3200	400	440	11,70	271,11	406,66	677,74	1152,18
3280 8M	3280	410	440	11,97	277,67	416,49	694,19	1180,10
3400 8M	3400	425	440	12,41	287,89	431,83	719,73	1223,53
3600 8M	3600	450	440	13,16	305,04	457,55	762,61	1296,41
3824 8M**	3824	478	440	13,96				
4000 8M	4000	500	440	14,62	338,97	508,45	847,43	1440,62
4200 8M	4200	525	440	15,35	355,75	533,63	889,38	1511,94
4400 8M	4400	550	440	16,06	372,55	558,80	931,35	1583,30
5120 8M	5120	640	440	18,70	433,85	650,76	1084,60	1843,80
5600 8M	5600	700	440	20,44	474,34	711,52	1185,83	2015,94
5960 8M	5960	745	240	21,77	504,98	757,48	1262,48	2146,20
6600 8M	6600	825	210	24,11	558,99	838,50	1397,47	2375,71
6880 8M	6880	860	440	25,12	582,70	874,06	1456,76	2476,51

** NON a stock. Chiedere tempi di consegna
 ** NOT in stock. Ask for delivery time

Dentate gomma

PROFILO HTD 14M - PROFILE HTD 14M

Tipo Type	Lp mm	Denti Teeth	Larghezza manicotto Width sleeve	Manicotto Sleeve €/mm	L=40 Code 40 €/Cinghia/Belt	L=55 Code 55 €/Cinghia/Belt	L=85 Code 85 €/Cinghia/Belt	L=115 Code 115 €/Cinghia/Belt	L=170 Code 170 €/Cinghia/Belt
826 14M**	826	59	440	4,50					
924 14M	924	66	440	5,01	233,00	320,36	495,09	669,82	990,18
938 14M**	938	67	440	5,10					
966 14M	966	69	440	5,25	243,76	335,13	517,95	700,74	1035,89
1036 14 M**	1036	74	440	5,64					
1050 14M	1050	75	440	5,71	264,94	364,29	563,00	761,68	1125,98
1064 14M	1064	76	440	5,79	268,47	369,14	570,50	771,84	1141,00
1078 14M**	1078	77	440	5,87					
1092 14M**	1092	78	440	5,94					
1120 14M	1120	80	440	6,08	282,54	388,49	600,38	812,28	1200,75
1134 14M**	1134	81	440	6,16					
1148 14M**	1148	82	440	6,26					
1190 14M	1190	85	440	6,48	299,92	412,40	637,35	862,27	1274,69
1246 14M	1246	89	440	6,80	314,02	433,10	667,35	902,85	1334,67
1260 14M	1260	90	440	6,86	318,01	437,26	675,77	914,28	1351,56
1288 14M	1288	92	440	6,99	325,08	446,97	690,79	934,59	1413,31
1344 14M**	1344	96	440	7,30					
1358 14M	1358	97	440	7,38	342,11	470,42	726,99	983,58	1453,98
1400 14M	1400	100	440	7,61	353,21	485,65	750,55	1015,47	1501,10
1456 14M**	1456	104	440	7,52					
1498 14M**	1498	107	440	7,76					
1512 14M	1512	108	440	7,84	363,41	499,69	772,26	1044,82	1544,54
1540 14M	1540	110	440	7,98	369,99	508,73	786,21	1063,70	1572,42
1568 14M	1568	112	440	8,12	376,27	517,35	799,55	1081,74	1599,08
1610 14M	1610	115	440	8,33	386,75	531,80	821,87	1111,97	1643,76
1638 14M**	1638	117	440	8,48					
1652 14M	1652	118	440	8,56	397,01	545,88	843,68	1141,40	1687,30
1680 14M**	1680	120	440	8,71					
1736 14M**	1736	124	440	8,98					
1750 14M	1750	125	440	9,06	420,44	578,11	893,45	1208,77	1786,90
1778 14M	1778	127	440	9,21	426,90	586,99	907,18	1227,35	1814,35
1806 14M	1806	129	440	9,34	433,62	596,23	921,45	1246,67	1842,93
1820 14M	1820	130	440	9,43	437,18	601,12	929,01	1256,90	1858,03
1890 14M	1890	135	440	9,79	453,90	624,14	964,56	1304,99	1929,09
1904 14M**	1904	136	440	9,85					
1932 14M	1932	138	440	10,01	463,96	637,95	985,91	1333,89	1971,85
1946 14M**	1946	139	440	10,09					
1988 14M**	1988	142	440	10,29					
2002 14M	2002	143	440	10,37	480,72	661,01	1021,55	1382,07	2043,09

PROFILO HTD 14M - PROFILE HTD 14M

Tipo Type	Lp mm	Denti Teeth	Larghezza manicotto Width sleeve	Manicotto Sleeve €/mm	L=40 Code 40 €/Cinghia/Belt	L=55 Code 55 €/Cinghia/Belt	L=85 Code 85 €/Cinghia/Belt	L=115 Code 115 €/Cinghia/Belt	L=170 Code 170 €/Cinghia/Belt
2044 14M**	2044	146	440	10,60					
2100 14M	2100	150	440	10,88	504,25	693,36	1071,55	1449,73	2143,10
2198 14M**	2198	157	440	11,37					
2240 14M	2240	160	440	11,58	537,60	739,21	1142,43	1545,62	2284,82
2310 14M	2310	165	440	11,94	554,62	762,61	1178,54	1594,51	2357,08
2380 14M	2380	170	440	12,32	571,36	785,65	1214,16	1642,70	2428,35
2450 14M	2450	175	440	12,68	588,18	808,76	1249,89	1691,01	2499,76
2590 14M	2590	185	440	13,43	622,49	855,91	1322,78	1789,63	2645,54
2660 14M	2660	190	440	13,78	639,29	879,03	1358,51	1837,99	2717,02
2800 14M	2800	200	440	14,50	672,84	925,16	1429,77	1934,39	2859,54
3150 14M	3150	225	440	15,90	737,06	1013,42	1566,22	2119,03	3132,46
3360 14M	3360	240	440	16,95	785,99	1080,73	1670,23	2259,74	3340,46
3500 14M	3500	250	440	17,64	818,77	1125,83	1739,93	2354,01	3479,83
3850 14M	3850	275	440	19,40	900,52	1238,20	1913,59	2588,98	3827,18
4326 14M	4326	309	440	21,81	1012,17	1391,74	2150,85	2909,97	4301,70
4578 14M	4578	327	440	23,09	1071,26	1473,00	2276,47	3079,91	4552,91
4760 14M	4760	340	210	23,98	1113,61	1531,20	2366,41	3201,58	4732,81
4956 14M	4956	354	430	24,99	1159,58	1594,41	2464,09	3333,79	4928,22
5040 14M	5040	360	430	25,41	1179,27	1621,51	2505,98	3390,42	5011,93
6160 14M	6160	440	430	31,08	1441,25	1981,73	3062,68	4143,63	6125,34
6860 14M	6860	490	430	34,60	1604,74	2206,50	3410,03	4613,59	6820,09

** NON a stock. Chiedere tempi di consegna

** NOT in stock. Ask for delivery time

SCHEDA TECNICA

Le cinghie sincrone **PI BELT** a doppia dentatura trapezoidale con passo imperiale o metrico sono idonee, grazie ai denti che si ingranano individualmente, a trasmettere movimenti sincroni con sensi di rotazione contrapposti. Queste cinghie, grazie alla presenza dei denti su ambedue i lati, consentono la realizzazione di trasmissioni a serpentina con pulegge che ruotano nei due sensi opposti. Queste caratteristiche permettono alla cinghia di ripartire tutta la potenza trasmissibile su entrambi i lati.

Caratteristiche generali:

- Disponibile con profili L, H, 8M e 14M.
- Cavi di trazione elicoidali in fibra di vetro ad allungamento quasi nullo.
- Rivestimento dei denti anti-abrasione che protegge la cinghia dai ripetuti contatti fra denti e pulegge. Il rivestimento riduce anche la rumorosità.
- Buona resistenza agli oli di uso comune e alle temperature fra -25°C e +100°C.

Certificate RoHS e Reach.

Le caratteristiche dimensionali corrispondono a quelle delle cinghie singole.

Il codice delle cinghie dentate è composto come segue:

240 = lunghezza primitiva (decimi di pollice).

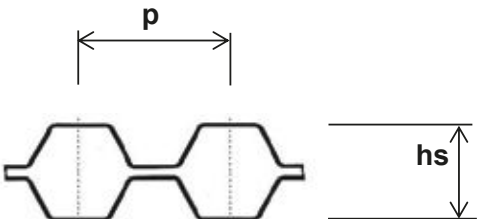


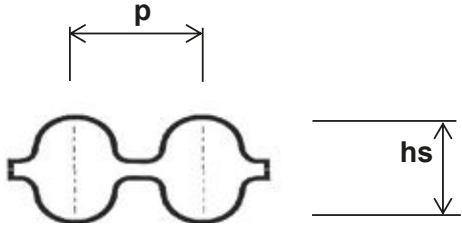


L = passo.

DD = doppia dentatura.

050 = larghezza (codice).

Caratteristiche dimensionali nominali:

SEZIONE	ISO 5296	L DD	H DD	8M DD	14M DD
Passo	p (mm)	9,525	12,7	8	14
Altezza della cinghia	hs (mm)	4,5	5,8	8,3	14,9
Tolleranza sulla larghezza manicotto		+ / - 5%			
Massa lineare per larghezza di 10 mm	(g/m)	37	48	70	125

		240 L DD	NON CRIMPATO
		1000 H DD	NON CRIMPATO
		HTD 2000 - 8M DD	NON CRIMPATO
		HTD 4760 - 14M DD	NON CRIMPATO

TECHNICAL SCHEDULE

PI BELT synchronous double-sided timing belts (pitch in inch or HTD sizes), thanks to the individual positioning of their teeth, are ideal for the transmission of synchronous movements with opposite rotation. The presence of teeth on both sides of the belts makes them well suited for serpentine transmission with pulleys rotating in the two opposite directions. In this case, transmission power is distributed on both sides of the belt.

General features:

- Available in sizes L, H, 8M and 14M.
- Helicoidal fiberglass cords with very limited extension.
- Teeth cover layer that protects the belt from the wearing due to repeated contacts between teeth and pulleys. The cover also reduces noisiness.
- Good resistance to common use oils and temperatures between -25°C and + 100°C.

RoHS and Reach certified.

Power transmission and tolerance data are the same of single-sided belts.

Double-sided timing belt code as follows:

240 = primitive length (1/10 inch).

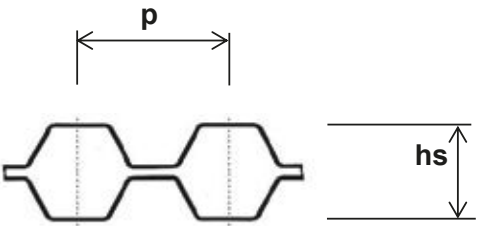


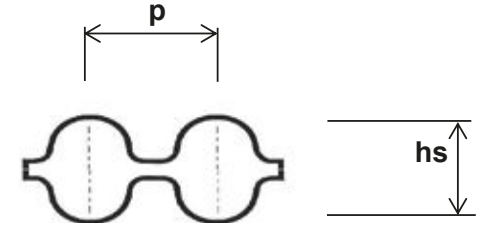


L = pitch.

DD = double-sided.

050 = width (code).

Nominal dimensions:

SECTION	ISO 5296	L DD	H DD	8M DD	14M DD
Pitch	p (mm)	9,525	12,7	8	14
Tooth depth	hs (mm)	4,5	5,8	8,3	14,9
Sleeve width tolerance		+ / - 5%			
Weight for width 10 mm	(g/m)	37	48	70	125

		240 L DD	DO NOT CRIMP
		1000 H DD	DO NOT CRIMP
		HTD 2000 - 8M DD	DO NOT CRIMP
		HTD 4760 - 14M DD	DO NOT CRIMP

Dentate gomma

PROFILO L DOPPIA DENTATURA - PROFILE L DOUBLE-SIDED

Tipo Type	Lp mm	Denti Teeth	Larghezza manicotto Width sleeve	Manicotto Sleeve €/mm	L=12,7 Code 050 €/Cinghia/Belt	L=19,05 Code 075 €/Cinghia/Belt	L=25,4 Code 100 €/Cinghia/Belt
210 L DD	533,40	56	200	6,28	92,94	138,73	184,97
225 L DD	571,50	60	200	6,74	99,04	148,56	198,07
240 L DD	609,60	64	200	7,16	105,60	158,38	211,17
255 L DD	647,70	68	200	7,63	112,40	168,56	224,77
270 L DD	685,80	72	200	8,07	118,95	178,40	237,88
285 L DD	723,90	76	200	8,51	125,49	188,23	250,98
300 L DD	762,00	80	200	8,95	132,04	198,07	264,09
322 L DD	819,20	86	200	9,64	141,76	212,63	283,53
345 L DD	876,30	92	200	10,32	151,94	227,92	303,90
367 L DD	933,50	98	200	10,40	152,91	229,39	305,84
390 L DD	990,60	104	200	10,43	153,64	230,48	307,31
420 L DD	1066,80	112	200	11,23	165,53	248,31	331,07
450 L DD	1143,00	120	200	12,05	177,19	265,79	354,41
480 L DD	1219,20	128	200	12,84	189,09	283,62	378,17
510 L DD	1295,40	136	200	13,65	200,98	301,46	401,97
540 L DD	1371,60	144	200	14,44	212,63	318,98	425,26
600 L DD	1524,00	160	200	16,05	236,41	354,62	472,84

PROFILO H DOPPIA DENTATURA - PROFILE H DOUBLE-SIDED

Tipo Type	Lp mm	Denti Teeth	Larghezza manicotto Width sleeve	Manicotto Sleeve €/mm	L=19,05 Code 075 €/Cinghia/Belt	L=25,4 Code 100 €/Cinghia/Belt	L=38,1 Code 150 €/Cinghia/Belt	L=50,8 Code 200 €/Cinghia/Belt	L=76,2 Code 300 €/Cinghia/Belt
330 H DD	838,20	66	200	9,52	210,09	280,10	420,18	560,21	840,32
360 H DD	914,40	72	200	10,40	229,39	305,84	458,74	611,69	917,51
390 H DD	990,60	78	200	11,23	248,31	331,07	496,65	662,18	993,25
420 H DD	1066,80	84	200	11,36	251,23	334,97	502,46	669,93	1004,88
450 H DD	1143,00	90	200	11,53	254,86	339,81	509,73	679,65	1019,45
480 H DD	1219,20	96	200	12,30	271,61	362,15	543,24	724,30	1086,46
510 H DD	1295,40	102	200	13,07	288,73	384,99	577,43	769,95	1154,91
540 H DD	1371,60	108	200	13,84	305,84	407,79	611,69	815,58	1223,34
570 H DD	1447,80	114	200	14,61	322,59	430,11	645,18	860,22	1290,34
600 H DD	1524,00	120	200	15,38	339,69	452,93	679,42	905,87	1358,80
630 H DD	1600,20	126	200	16,14	356,82	475,75	713,63	951,49	1427,24
660 H DD	1676,40	132	200	16,92	373,56	498,07	747,12	996,16	1494,24
700 H DD	1778,00	140	200	17,94	396,51	528,66	793,00	1057,34	1585,98
725 H DD	1841,50	145	200	18,58	410,66	547,54	821,32	1095,09	1642,64
750 H DD	1905,00	150	200	19,22	424,55	566,05	849,07	1132,08	1698,14
800 H DD	2032,00	160	200	20,52	452,93	603,91	905,87	1207,82	1811,73
850 H DD	2159,00	170	200	21,78	481,33	641,78	962,67	1283,55	1925,33
900 H DD	2286,00	180	200	23,08	509,73	679,65	1019,45	1359,28	2038,94
1000 H DD	2540,00	200	200	25,62	566,17	754,91	1132,33	1509,76	2264,68
1100 H DD	2794,00	220	200	28,20	622,97	830,62	1245,93	1661,23	2491,87
1150 H DD	2921,00	230	200	29,48	599,62	868,38	1302,54	1736,76	2605,13
1250 H DD	3175,00	250	200	32,04	707,81	943,72	1415,61	1887,48	2831,18
1400 H DD	3556,00	280	200	35,88	792,65	1056,84	1585,25	2113,69	3170,53
1600 H DD	4064,00	320	200	41,00	906,02	1208,02	1812,04	2416,05	3624,07
1700 H DD	4318,00	340	200	43,56	962,67	1283,55	1925,33	2567,13	3850,66
2010 H DD	5105,40	402	200	51,63	1138,21	1517,60	2276,41	3035,25	4552,83
2360 H DD	5994,40	472	200	60,47	1336,41	1781,86	2672,80	3563,78	5345,63
2440 H DD	6197,60	488	200	62,50	1381,71	1842,26	2763,40	3684,58	5526,82
2500 H DD	6350,00	500	200	64,04	1415,69	1887,57	2831,36	3775,19	5662,72
2720 H DD	6908,80	544	200	69,67	1540,28	2053,68	3080,52	4107,41	6161,06

Dentate gomma

PROFILO HTD 8M DOPPIA DENTATURA - PROFILE HTD 8M DOUBLE-SIDED

Tipo Type	Lp mm	Denti Teeth	Larghezza manicotto Width sleeve	Manicotto Sleeve €/mm	L=20 Code 20 €/Cinghia/Belt	L=30 Code 30 €/Cinghia/Belt	L=50 Code 50 €/Cinghia/Belt	L=85 Code 85 €/Cinghia/Belt
560 8M DD	560	70	200	9,67	224,00	336,01	560,01	952,01
600 8M DD	600	75	200	10,37	240,05	360,09	600,14	1020,23
640 8M DD	640	80	200	11,03	256,11	384,15	640,28	1088,47
656 8M DD	656	82	200	11,33	262,59	394,00	656,66	1116,34
720 8M DD	720	90	200	12,42	288,22	432,32	720,54	1224,93
800 8M DD	800	100	200	13,78	319,95	479,93	799,85	1359,78
880 8M DD	880	110	200	15,16	352,06	528,11	880,14	1496,23
960 8M DD	960	120	200	16,57	384,15	576,25	960,41	1632,69
1040 8M DD	1040	130	200	17,94	416,27	624,40	1040,70	1769,14
1120 8M DD	1120	140	200	19,31	447,99	672,01	1119,99	1903,98
1200 8M DD	1200	150	200	20,69	480,11	720,16	1200,24	2040,46
1280 8M DD	1280	160	200	22,07	512,23	768,33	1280,54	2176,93
1360 8M DD	1360	170	200	23,46	544,34	816,50	1360,81	2313,38
1440 8M DD	1440	180	200	23,73	550,45	825,66	1376,11	2339,38
1480 8M DD	1480	185	200	23,83	552,29	827,68	1383,87	2345,89
1520 8M DD	1520	190	200	23,91	555,05	833,43	1388,98	2358,07
1600 8M DD	1600	200	200	23,99	556,92	835,41	1392,36	2366,98
1760 8M DD	1760	220	200	26,41	612,77	919,13	1531,87	2604,17
1800 8M DD	1800	225	200	27,02	626,52	939,75	1566,29	2662,65
2000 8M DD	2000	250	200	30,01	696,08	1044,11	1740,20	2958,35
2240 8M DD	2240	280	200	33,62	779,60	1169,41	1949,02	3313,34
2400 8M DD	2400	300	200	36,00	835,22	1252,81	2088,06	3549,68
2600 8M DD	2600	325	200	39,00	904,78	1357,18	2261,96	3845,36
2800 8M DD	2800	350	200	41,99	974,36	1461,54	2435,90	4141,02
3600 8M DD	3600	450	200	54,00	1252,80	1879,20	3132,00	5324,40

PROFILO HTD 14M DOPPIA DENTATURA - PROFILE HTD 14M DOUBLE-SIDED

Tipo Type	Lp mm	Denti Teeth	Larghezza manicotto Width sleeve	Manicotto Sleeve €/mm	L=40 Code 40 €/Cinghia/Belt	L=55 Code 55 €/Cinghia/Belt	L=85 Code 85 €/Cinghia/Belt
1610 14 M DD	1610	115	200	35,33	1639,10	2253,75	3483,06
1778 14M DD	1778	127	200	39,01	1810,33	2489,21	3846,98
1890 14M DD	1890	135	200	41,48	1924,26	2645,86	4089,04
2100 14M DD	2100	150	200	46,10	2138,30	2940,18	4543,91
2310 14M DD	2310	165	200	50,69	2352,37	3234,52	4998,77
2450 14M DD	2450	175	200	53,77	2494,56	3430,02	5300,98
2590 14M DD	2590	185	200	56,86	2637,54	3626,61	5604,74
2800 14M DD	2800	200	200	61,46	2850,84	3919,89	6058,00
3150 14M DD	3150	225	200	63,68	2954,80	4062,85	6278,95
3500 14M DD	3500	250	200	70,74	3282,77	4513,81	6975,88
4578 14M DD	4578	327	200	92,55	4294,24	5904,55	9125,18
5740 14M DD	5740	410	200	116,04	5883,63	7402,49	11440,20

SCHEDA TECNICA

EPP è sinonimo di “Evolution **PI BELT** Profile”, cioè cinghia per trasmissioni di potenza e coppia molto elevate, a profilo parabolico. I vantaggi del profilo parabolico e della struttura rinforzata permettono di aumentare la potenza trasmissibile fino al 100% rispetto ad una cinghia standard HTD.

Caratteristiche generali:

- Disponibile nelle tipologie EPP8M e EPP14M.
- Struttura rinforzata che assicura una perfetta resistenza alla trazione, con un allungamento quasi nullo.
- Rivestimento superiore flessibile ed elastico che protegge i cavi in fibra di vetro.
- Dentatura a profilo parabolico con tolleranze estremamente ridotte che permettono un perfetto ingranamento.
- Rivestimento dei denti anti-abrasione che protegge la cinghia dai ripetuti contatti fra denti e pulegge.
Il rivestimento riduce anche la rumorosità.
- Buona resistenza agli oli minerali e alle temperature fra -25°C e +100°C.
- Conforme alle norme ISO 5296 - 13050.
- Antistatica secondo le norme ISO 9563 / BS 2050. Conforme ATEX.


Certificate RoHS e Reach.

Il codice della cinghia è composto come segue:

- EPP = evolution parabolic profile.
- 1040 = lunghezza primitiva (mm).
- 8M = passo (mm).
- 50 = larghezza (mm).

Caratteristiche dimensionali nominali:

SEZIONE	ISO 5296	8M	14M
Passo	p (mm)	8	14
Altezza del dente	ht (mm)	3,2	6
Altezza della cinghia	hs (mm)	5,4	9,7
Tolleranza sulla larghezza manicotto		+ / - 5%	
Massa lineare per larghezza di 10 mm	(g/m)	56	100



TECHNICAL SCHEDULE

EPP means "Evolution **PI BELT** Profile", that is a belt with a parabolic profile suited for very high power and torque transmissions. The advantages of the parabolic profile and reinforced structure allow to increase the transmissible power up to 100% compared to standard HTD belts.

General features:

- Available in sizes EPP8M and EPP14M.
- The reinforced structure ensures perfect resistance to traction with very limited extension.
- The flexible and elastic top cover protects the fiberglass cords.
- The parabolic teeth with extremely reduced tolerances allow a perfect engagement on the pulley.
- Teeth cover layer that protects the belt from the wearing due to repeated contacts between teeth and pulleys. The cover also reduces noisiness.
- Good resistance to mineral oils and temperatures between -25°C and + 100°C.
- In line with ISO 5296 - 13050.
- Antistatic according to ISO 9563 / BS 2050. ATEX certified.

RoHS and Reach certified.

EPP timing belt code as follows:

EPP = evolution parabolic profile.


1040 = primitive length (mm).

8M = pitch (mm).

50 = width (mm).

Nominal dimensions:

SECTION	ISO 5296	8M	14M
Pitch	p (mm)	8	14
Tooth depth	ht (mm)	3,2	6
Overall belt height	hs (mm)	5,4	9,7
Sleeve width tolerance		+ / - 5%	
Weight for width 10 mm	(g/m)	56	100



PROFILO EPP EVOLUTION 8M - PROFILE EPP EVOLUTION 8M

Tipo Type	Lp mm	Denti Teeth	Larghezza manicotto Width sleeve	Manicotto Sleeve €/mm	L=20 Code 20 €/Cinghia/Belt	L=30 Code 30 €/Cinghia/Belt	L=50 Code 50 €/Cinghia/Belt	L=85 Code 85 €/Cinghia/Belt
480 8M EPP	480	60	470	5,32	128,89	193,32	322,21	547,77
560 8M EPP	560	70	470	6,00	145,16	217,73	362,89	616,90
600 8M EPP	600	75	470	6,15	149,59	224,37	373,94	635,70
632 8M EPP	632	79	470	6,38	154,60	231,85	386,45	656,98
640 8M EPP	640	80	470	6,49	157,69	236,50	394,17	670,07
680 8M EPP	680	85	470	6,65	161,35	242,01	403,35	685,72
720 8M EPP	720	90	470	7,05	171,17	256,76	427,93	727,51
760 8M EPP	760	95	470	7,44	180,85	271,23	452,08	768,53
800 8M EPP	800	100	470	7,58	183,43	275,17	458,61	779,63
840 8M EPP	840	105	470	7,74	188,12	282,17	470,27	799,49
880 8M EPP	880	110	470	7,98	193,53	290,32	483,88	822,57
896 8M EPP	896	112	470	8,61	208,90	313,31	522,22	887,75
920 8M EPP	920	115	470	8,27	200,27	300,41	500,69	851,20
960 8M EPP	960	120	470	8,52	207,07	310,61	517,68	880,03
1000 8M EPP	1000	125	470	8,88	215,69	323,52	539,18	916,62
1040 8M EPP	1040	130	470	9,16	221,88	332,86	554,75	943,08
1080 8M EPP	1080	135	470	9,50	228,00	342,00	570,00	969,00
1120 8M EPP	1120	140	470	9,68	234,83	352,25	587,08	998,06
1200 8M EPP	1200	150	470	10,17	247,01	370,51	617,52	1049,80
1224 8M EPP	1224	153	470	10,38	251,77	377,65	629,41	1069,99
1280 8M EPP	1280	160	470	10,76	260,53	390,79	651,32	1107,22
1352 8M EPP	1352	169	470	10,96	266,28	399,42	665,68	1131,67
1424 8M EPP	1424	178	470	11,55	280,45	420,72	701,18	1191,99
1440 8M EPP	1440	180	470	11,66	283,23	424,82	708,02	1203,66
1464 8M EPP**	1464	183	470	12,17	295,73	443,61	739,33	1256,90
1600 8M EPP	1600	200	470	12,68	307,57	461,37	768,93	1307,20
1680 8M EPP**	1680	210	470	13,31	322,97	484,42	807,37	1375,93
1760 8M EPP	1760	220	470	13,72	332,61	498,89	831,50	1413,54
1792 8M EPP**	1792	224	470	14,00	339,79	509,67	849,44	1444,06
1800 8M EPP	1800	225	470	14,00	339,79	509,67	849,44	1444,06
1904 8M EPP**	1904	238	470	15,40	373,75	560,63	934,40	1588,46
2000 8M EPP	2000	250	470	16,15	392,59	588,90	981,50	1688,56
2200 8M EPP	2200	275	540	17,47	424,08	636,14	1060,25	1802,40
2240 8M EPP	2240	280	540	18,05	437,98	656,98	1094,95	1861,41
2272 8M EPP	2272	284	540	18,05	437,98	656,98	1094,95	1861,40
2400 8M EPP	2400	300	470	18,85	457,67	686,46	1144,11	1944,99
2520 8M EPP	2520	315	540	19,79	480,53	720,80	1201,32	2042,23
2600 8M EPP	2600	325	540	19,96	484,52	726,77	1211,28	2059,19
2800 8M EPP	2800	350	540	21,59	524,46	786,65	1311,09	2228,87

** NON a stock. Chiedere tempi di consegna
 ** NOT in stock. Ask for delivery time

Dentate gomma

PROFILO EPP EVOLUTION 8M - PROFILE EPP EVOLUTION 8M

Tipo Type	Lp mm	Denti Teeth	Larghezza manicotto Width sleeve	Manicotto Sleeve €/mm	L=20 Code 20 €/Cinghia/Belt	L=30 Code 30 €/Cinghia/Belt	L=50 Code 50 €/Cinghia/Belt	L=85 Code 85 €/Cinghia/Belt
2840 8M EPP**	2840	355	540	21,88	530,87	796,34	1327,19	2256,22
3048 8M EPP	3048	381	540	25,11	609,24	913,87	1523,11	2589,33
3200 8M EPP**	3200	400	540	26,32	638,73	958,11	1596,86	2714,65
3280 8M EPP	3280	410	540	27,04	656,30	984,46	1640,77	2789,29
3600 8M EPP	3600	450	540	29,62	719,18	1078,75	1797,92	3056,51
4000 8M EPP**	4000	500	540	33,00	800,76	1201,13	2001,91	3403,19
4400 8M EPP**	4400	550	540	36,25	879,93	1319,88	2199,85	3739,74

PROFILO EPP EVOLUTION 14M - PROFILE EPP EVOLUTION 14M

Tipo Type	Lp mm	Denti Teeth	Larghezza manicotto Width sleeve	Manicotto Sleeve €/mm	L=40 Code 40 €/Cinghia/Belt	L=55 Code 55 €/Cinghia/Belt	L=85 Code 85 €/Cinghia/Belt	L=115 Code 115 €/Cinghia/Belt	L=170 Code 170 €/Cinghia/Belt
966 14M EPP	966	69	470	17,56	852,35	1171,96	1811,22	2450,49	3622,43
994 14M EPP**	994	71	470	18,08	877,29	1206,29	1864,25	2522,23	3728,52
1092 14M EPP	1092	78	470	18,25	887,28	1220,01	1885,48	2550,91	3770,91
1106 14M EPP**	1106	79	470	18,53	899,76	1237,16	1911,99	2586,79	3823,95
1120 14M EPP**	1120	80	470	18,76	909,93	1251,17	1933,63	2616,06	3867,22
1190 14M EPP	1190	85	470	19,49	944,77	1299,03	2007,60	2716,18	4015,22
1260 14M EPP**	1260	90	470	19,56	949,69	1305,78	2018,04	2730,28	4036,09
1288 14M EPP**	1288	92	470	19,75	959,75	1319,68	2039,48	2759,31	4078,98
1344 14M EPP**	1344	96	470	19,94	967,22	1329,89	2055,31	2780,69	4110,58
1400 14M EPP	1400	100	470	20,75	1007,15	1384,85	2140,22	2895,61	4280,46
1442 14M EPP	1442	103	470	21,35	1037,73	1426,89	2205,18	2983,49	4410,38
1568 14M EPP**	1568	112	470	22,01	1069,54	1470,61	2272,78	3074,93	4545,53
1610 14M EPP	1610	115	470	22,62	1098,21	1510,08	2333,75	3157,40	4667,49
1750 14M EPP	1750	125	470	24,00	1165,97	1603,18	2477,65	3352,10	4955,28
1764 14M EPP**	1764	126	470	24,24	1176,82	1618,10	2500,71	3383,34	5001,44
1778 14M EPP	1778	127	470	24,48	1188,08	1633,63	2524,68	3415,75	5049,38
1884 14M EPP**	1848	132	470	24,59	1194,37	1642,23	2537,99	3433,76	5075,97
1890 14M EPP	1890	135	470	25,14	1221,82	1680,02	2596,37	3512,77	5192,75
1904 14M EPP**	1904	136	470	25,19	1223,04	1681,67	2598,95	3516,22	5197,88
1960 14M EPP	1960	140	470	25,20	1224,24	1683,33	2601,49	3519,66	5202,96
2100 14M EPP	2100	150	540	31,81	1543,91	2122,92	3280,85	4438,80	6561,69
2240 14M EPP**	2240	160	540	32,89	1597,25	2196,24	3394,16	4592,10	6788,30
2310 14M EPP	2310	165	540	33,94	1647,16	2264,87	3500,23	4735,62	7000,44
2380 14M EPP**	2380	170	540	34,93	1670,09	2296,38	3548,94	4801,54	7097,92
2450 14M EPP	2450	175	540	35,40	1719,2	2363,92	3653,33	4942,71	7306,66
2520 14M EPP	2520	180	540	35,50	1723,08	2369,26	3661,56	4953,88	7323,15
2590 14M EPP	2590	185	540	36,54	1773,68	2438,78	3769,04	5099,30	7538,11
2660 14M EPP	2660	190	540	37,78	1834,29	2522,14	3897,84	5273,55	7795,66

PROFILO EPP EVOLUTION 14M - PROFILE EPP EVOLUTION 14M

Tipo Type	Lp mm	Denti Teeth	Larghezza manicotto Width sleeve	Manicotto Sleeve €/mm	L=40 Code 40 €/Cinghia/Belt	L=55 Code 55 €/Cinghia/Belt	L=85 Code 85 €/Cinghia/Belt	L=115 Code 115 €/Cinghia/Belt	L=170 Code 170 €/Cinghia/Belt
2800 14M EPP	2800	200	540	38,90	1888,23	2596,29	4012,48	5428,66	8024,95
2968 14M EPP**	2968	212	540	41,24	2001,53	2752,08	4253,21	5754,35	8506,44
3136 14M EPP	3136	224	540	41,41	2009,87	2763,52	4270,91	5778,29	8541,80
3150 14M EPP	3150	225	540	41,50	2014,45	2769,84	4280,68	5791,51	8561,38
3304 14M EPP**	3304	236	540	43,42	2108,40	2899,02	4480,30	6061,59	8960,59
3360 14M EPP	3360	240	540	44,23	2147,31	2952,53	4563,01	6173,47	9126,00
3500 14M EPP	3500	250	540	45,28	2198,41	3022,80	4671,62	6320,44	9343,24
3850 14M EPP	3850	275	540	49,03	2381,57	3274,64	5060,76	6846,96	10121,57
3920 14M EPP**	3920	280	540	51,10	2480,10	3410,14	5270,19	7130,27	10540,43
4326 14M EPP	4326	309	540	55,58	2698,95	3711,07	5735,31	7759,54	11470,63
4410 14M EPP	4410	315	540	55,87	2712,56	3729,78	5764,25	7798,69	11528,48
4578 14M EPP	4578	327	540	56,83	2757,77	3791,94	5860,27	7928,61	11720,57
4956 14M EPP	4956	354	540	61,32	2978,09	4094,89	6328,42	8561,97	12656,82

** NON a stock. Chiedere tempi di consegna

** NOT in stock. Ask for delivery time

SCHEDA TECNICA

EPP è sinonimo di “Evolution **PI BELT** Profile”, cioè cinghia per trasmissioni di potenza e coppia molto elevate, a profilo parabolico. La nuova versione EVOLUTION 2 permette di aumentare la potenza trasmissibile fino a tre volte rispetto ad una cinghia standard HTD e fino al 50% rispetto alla precedente versione delle EVOLUTION.

Caratteristiche generali:

- Disponibile nelle tipologie EPP 5M, EPP 8M e EPP 14M.
- Struttura rinforzata che assicura una perfetta resistenza alla trazione, con un annullamento quasi nullo.
- Rivestimento superiore flessibile ed elastico che protegge i cavi in fibra di vetro.
- Dentatura a profilo parabolico con tolleranze estremamente ridotte che permettono un perfetto ingranamento.
- Rivestimento dei denti anti-abrasione che protegge la cinghia dai ripetuti contatti fra denti e puleggia. Il rivestimento riduce anche la rumorosità.
- L'ingranamento dei denti evita lo slittamento e le variazioni di velocità garantendo una trasmissione sincrona tra le parti in movimento.
- Buona resistenza agli oli minerali e alle temperature comprese fra -25°C e +100°C.
- Conforme alle norme ISO 5296 – 13050.
- Antistatica secondo le norme ISO 9563 / BS 2050. Conforme ATEX.

Certificate RoHS e REACH.

Il codice della cinghia è composto come segue:

EPP = evolution parabolic profile.

1040 = lunghezza primitiva (mm).

8M = passo (mm).

50 = larghezza (mm).

Caratteristiche dimensionali nominali:

SEZIONE	ISO 5296	5M	8M	14M
Passo	p (mm)	5	8	14
Altezza del dente	ht (mm)	2	3,2	6
Altezza della cinghia	hs (mm)	3,8	5,4	9,7
Tolleranza sulla larghezza manicotto		+ / - 5%		
Massa lineare per larghezza di 10 mm	(g/m)	43	56	100

The diagram shows a cross-section of a toothed belt with a parabolic profile. The pitch (p) is the distance between the peaks of two adjacent teeth. The tooth height (ht) is the vertical distance from the base of the tooth to its peak. The total height (hs) is the vertical distance from the bottom of the belt to the top of the tooth peak.

PI BELT by PIZZIRANI	EVOLUTION2 EPP - 5M 600	NON CRIMPATO
PI BELT by PIZZIRANI	EVOLUTION2 EPP - 8M 640	NON CRIMPATO
PI BELT by PIZZIRANI	EVOLUTION2 EPP - 14M 3360	NON CRIMPATO

TECHNICAL SCHEDULE

EPP means “Evolution **PI BELT** Profile”, that is a belt with a parabolic profile suited for very high power and torque transmissions. The new version EPP EVOLUTION 2 allows to increase the transmissible power up to three times compared to standard HTD belts, and more than 50% compared to the past EVOLUTION version.

General features:

- Available in sizes EPP 5M, EPP 8M and EPP 14M.
- The reinforced structure ensures perfect resistance to traction with very limited extension.
- The flexible and elastic top cover protects the fiberglass cords.
- The parabolic teeth with extremely reduced tolerances allow a perfect engagement on the pulley.
- Teeth cover layer that protects the belt from the wearing due to repeated contacts between teeth and pulleys. The cover also reduces noisiness.
- Good resistance to mineral oils and temperatures between -25°C and +100 °C.
- The engagement of the teeth prevents slipping and speed changes, ensuring a synchronous transmission between the moving parts.
- In line with ISO 5296 – 13050.
- Antistatic according to ISO 9563/ BS 2050. ATEX certified.


RoHS and REACH certified.

EPP timing belt code as follows:

- EPP = evolution parabolic profile.
- 1040 = primitive length (mm).
- 8M = pitch (mm).
- 50 = width (mm).

Nominal dimensions:

SECTION	ISO 5296	5M	8M	14M
Pitch	p (mm)	5	8	14
Tooth depth	ht (mm)	2	3,2	6
Overall belt height	hs (mm)	3,8	5,4	9,7
Sleeve width tolerance		+ / - 5%		
Weight for width 10 mm	(g/m)	43	56	100



PROFILO EPP EVOLUTION 2 5M - PROFILE EPP EVOLUTION 2 5M

Tipo Type	Lp mm	Denti Teeth	Larghezza manicotto Width sleeve	Manicotto Sleeve €/mm	L=9 Code 09 €/Cinghia/Belt	L=15 Code 15 €/Cinghia/Belt	L=25 Code 25 €/Cinghia/Belt
180 5M EPP2	180	36	380	5,12	53,00	88,34	147,23
225 5M EPP2	225	45	380	5,18	53,59	89,31	148,85
255 5M EPP2	255	51	380	5,44	56,29	93,81	156,36
265 5M EPP2	265	53	380	5,59	57,90	96,51	160,84
280 5M EPP2	280	56	380	5,65	58,45	97,42	162,37
300 5M EPP2	300	60	380	5,70	59,04	98,40	164,01
305 5M EPP2	305	61	380	5,70	59,04	98,40	164,01
325 5M EPP2	325	65	380	5,86	60,67	101,11	168,52
330 5M EPP2	330	66	380	5,94	61,48	102,46	170,77
345 5M EPP2	345	69	380	6,02	62,29	103,81	173,02
350 5M EPP2	350	70	380	6,02	62,29	103,81	173,02
375 5M EPP2	375	75	380	6,18	63,95	106,59	177,65
400 5M EPP2	400	80	380	6,34	65,58	109,30	182,16
420 5M EPP2	420	84	380	6,39	66,12	110,20	183,67
425 5M EPP2	425	85	380	6,55	67,74	112,91	188,18
450 5M EPP2	450	90	380	6,65	68,82	114,70	191,17
455 5M EPP2	455	91	380	6,65	68,82	114,70	191,17
460 5M EPP2	460	92	380	6,71	69,41	115,69	192,82
465 5M EPP2	465	93	380	6,71	69,41	115,69	192,82
475 5M EPP2	475	95	380	6,76	69,95	116,58	194,30
500 5M EPP2	500	100	470	6,76	69,95	116,59	194,31
525 5M EPP2	525	105	470	6,86	71,03	118,38	197,30
535 5M EPP2	535	107	470	6,97	72,10	120,17	200,28
565 5M EPP2	565	113	470	7,22	74,76	124,59	207,65
575 5M EPP2	575	115	470	7,22	74,76	124,59	207,65
580 5M EPP2	580	116	470	7,27	75,28	125,47	209,11
600 5M EPP2	600	120	470	7,38	76,34	127,24	212,06
610 5M EPP2	610	122	470	7,48	77,42	129,04	215,06
615 5M EPP2	615	123	470	7,54	78,06	130,10	216,83
635 5M EPP2	635	127	470	7,63	78,97	131,62	219,37
640 5M EPP2	640	128	470	7,73	80,05	133,42	222,36
650 5M EPP2	650	130	470	7,86	81,30	135,50	225,84
670 5M EPP2	670	134	470	7,89	81,64	136,06	226,77
675 5M EPP2	675	135	470	7,89	81,64	136,06	226,77
700 5M EPP2	700	140	470	8,14	84,26	140,44	234,06
705 5M EPP2	705	141	470	8,14	84,26	140,44	234,06
710 5M EPP2	710	142	470	8,14	84,26	140,44	234,06
725 5M EPP2	725	145	470	8,25	85,34	142,23	237,05
740 5M EPP2	740	148	470	8,29	85,85	143,08	238,47

PROFILO EPP EVOLUTION 2 5M - PROFILE EPP EVOLUTION 2 5M

Tipo Type	Lp mm	Denti Teeth	Larghezza manicotto Width sleeve	Manicotto Sleeve €/mm	L=9 Code 09 €/Cinghia/Belt	L=15 Code 15 €/Cinghia/Belt	L=25 Code 25 €/Cinghia/Belt
750 5M EPP2	750	150	470	8,35	86,45	144,09	240,14
755 5M EPP2	755	151	470	8,35	86,45	144,09	240,14
800 5M EPP2	800	160	470	8,66	89,59	149,32	248,86
835 5M EPP2	835	167	470	8,86	91,73	152,89	254,82
850 5M EPP2	850	170	470	9,01	93,28	155,47	259,12
890 5M EPP2	890	178	470	9,27	95,95	159,91	266,52
900 5M EPP2	900	180	470	9,32	96,46	160,77	267,95
935 5M EPP2	935	187	470	9,47	98,05	163,42	272,37
940 5M EPP2	940	188	470	9,62	99,57	165,94	276,57
950 5M EPP2	950	190	470	9,68	100,20	167,00	278,33
980 5M EPP2	980	196	470	9,83	101,79	169,65	282,75
1000 5M EPP2	1000	200	470	10,04	103,90	173,16	288,60
1025 5M EPP2	1025	205	470	10,29	106,50	177,50	295,83
1050 5M EPP2	1050	210	470	10,35	107,07	178,45	297,42
1100 5M EPP2	1100	220	470	10,70	110,77	184,61	307,68
1125 5M EPP2	1125	225	470	10,96	113,48	189,13	315,21
1135 5M EPP2	1135	227	470	11,06	114,48	190,80	318,00
1195 5M EPP2	1195	239	470	11,42	118,21	197,01	328,35
1200 5M EPP2	1200	240	470	11,42	118,21	197,01	328,35
1240 5M EPP2	1240	248	470	11,57	119,80	199,66	332,77
1270 5M EPP2	1270	254	470	11,73	121,39	202,31	337,18
1420 5M EPP2	1420	284	470	12,70	131,48	219,13	365,21
1500 5M EPP2	1500	300	470	13,42	138,89	231,48	385,79
1595 5M EPP2	1595	319	470	13,43	138,96	231,59	385,99
1605 5M EPP2	1605	321	470	13,51	139,82	233,04	388,40
1690 5M EPP2	1690	338	470	14,24	147,37	245,62	409,37
1790 5M EPP2	1790	358	470	15,11	156,40	260,67	434,44
1800 5M EPP2	1800	360	470	15,11	156,40	260,67	434,44
1870 5M EPP2	1870	374	470	15,70	162,48	270,80	451,33
1895 5M EPP2	1895	379	470	15,73	162,76	271,27	452,11
1945 5M EPP2	1945	389	470	16,14	167,06	278,43	464,04
2000 5M EPP2	2000	400	540	16,69	172,79	287,98	479,97
2250 5M EPP2	2250	450	540	18,36	190,02	316,70	527,84

PROFILO EPP EVOLUTION 2 8M - PROFILE EPP EVOLUTION 2 8M

Tipo Type	Lp mm	Denti Teeth	Larghezza manicotto Width sleeve	Manicotto Sleeve €/mm	L=20 Code 20 €/Cinghia/Belt	L=30 Code 30 €/Cinghia/Belt	L=50 Code 50 €/Cinghia/Belt	L=85 Code 85 €/Cinghia/Belt
480 8M EPP2	480	60	470	6,82	156,93	235,39	392,32	666,94
560 8M EPP2	560	70	470	7,68	176,73	265,10	441,84	751,12
600 8M EPP2	600	75	470	7,92	182,12	273,18	455,30	774,01
632 8M EPP2	632	79	470	8,18	188,21	282,32	470,54	799,91
640 8M EPP2	640	80	470	8,35	191,97	287,96	479,93	815,88
680 8M EPP2	680	85	470	8,54	196,45	294,67	491,12	834,90
720 8M EPP2	720	90	470	9,06	208,42	312,63	521,05	885,79
760 8M EPP2	760	95	470	9,57	220,18	330,27	550,45	935,76
800 8M EPP2	800	100	470	9,71	223,35	335,03	558,38	949,25
840 8M EPP2	840	105	470	9,96	229,04	343,56	572,61	973,43
880 8M EPP2	880	110	470	10,25	235,66	353,49	589,14	1001,55
896 8M EPP2	896	112	470	10,43	239,93	359,89	599,82	1019,70
920 8M EPP2	920	115	470	10,60	243,86	365,79	609,65	1036,40
960 8M EPP2	960	120	470	10,96	252,12	378,18	630,30	1071,50
1000 8M EPP2	1000	125	470	11,42	262,61	393,91	656,51	1116,07
1040 8M EPP2	1040	130	470	11,75	270,19	405,28	675,47	1148,30
1120 8M EPP2	1120	140	470	12,43	285,93	428,90	714,83	1215,22
1200 8M EPP2	1200	150	470	13,08	300,76	451,14	751,90	1278,23
1224 8M EPP2	1224	153	470	13,33	306,55	459,82	766,36	1302,82
1280 8M EPP2	1280	160	470	13,79	317,21	475,82	793,03	1348,15
1352 8M EPP2	1352	169	470	14,10	324,21	486,32	810,54	1377,91
1424 8M EPP2	1424	178	470	14,85	341,49	512,24	853,74	1451,35
1440 8M EPP2	1440	180	470	14,99	344,84	517,25	862,09	1465,55
1464 8M EPP2**	1464	183	470	15,66	360,08	540,12	900,21	1530,35
1600 8M EPP2	1600	200	470	16,28	374,50	561,75	936,25	1591,63
1680 8M EPP2**	1680	210	470	17,10	393,23	589,84	983,06	1671,21
1760 8M EPP2	1760	220	470	17,61	404,96	607,44	1012,41	1721,09
1792 8M EPP2**	1792	224	470	17,99	413,71	620,56	1034,26	1758,25
1800 8M EPP2	1800	225	470	17,99	413,71	620,56	1034,26	1758,25
1904 8M EPP2**	1904	238	470	19,79	455,08	682,61	1137,69	1934,07
2000 8M EPP2	2000	250	470	20,78	478,03	717,04	1195,06	2031,61
2200 8M EPP2	2200	275	470	22,45	516,37	774,55	1290,92	2194,57
2240 8M EPP2	2240	280	540	22,86	525,76	788,63	1314,39	2234,46
2272 8M EPP2	2272	284	540	23,19	533,27	799,91	1333,18	2266,41
2400 8M EPP2	2400	300	470	24,23	557,22	835,83	1393,05	2368,18
2520 8M EPP2	2520	315	540	25,44	585,08	877,62	1462,70	2486,59
2600 8M EPP2	2600	325	470	25,65	589,93	884,90	1474,83	2507,21
2800 8M EPP2	2800	350	470	27,75	638,28	957,42	1595,70	2712,68
2840 8M EPP2**	2840	355	540	28,10	646,38	969,58	1615,96	2747,13

** NON a stock. Chiedere tempi di consegna
** NOT in stock. Ask for delivery time

PROFILO EPP EVOLUTION 2 8M - PROFILE EPP EVOLUTION 2 8M

Tipo Type	Lp mm	Denti Teeth	Larghezza manicotto Width sleeve	Manicotto Sleeve €/mm	L=20 Code 20 €/Cinghia/Belt	L=30 Code 30 €/Cinghia/Belt	L=50 Code 50 €/Cinghia/Belt	L=85 Code 85 €/Cinghia/Belt
3048 8M EPP2	3048	381	470	32,25	741,81	1112,71	1854,52	3152,69
3200 8M EPP2**	3200	400	540	33,81	777,72	1166,58	1944,30	3305,30
3280 8M EPP2	3280	410	470	34,74	799,11	1198,66	1997,77	3396,21
3600 8M EPP2	3600	450	470	38,07	875,65	1313,48	2189,13	3721,52
4000 8M EPP2**	4000	500	540	42,39	974,98	1462,47	2437,45	4143,67
4400 8M EPP2**	4400	550	470	46,56	1070,94	1606,41	2677,34	4551,48

** NON a stock. Chiedere tempi di consegna

** NOT in stock. Ask for delivery time

PROFILO EPP EVOLUTION 2 14M - PROFILE EPP EVOLUTION 2 14M

Tipo Type	Lp mm	Denti Teeth	Larghezza manicotto Width sleeve	Manicotto Sleeve €/mm	L=40 Code 40 €/Cinghia/Belt	L=55 Code 55 €/Cinghia/Belt	L=85 Code 85 €/Cinghia/Belt	L=115 Code 115 €/Cinghia/Belt	L=170 Code 170 €/Cinghia/Belt
966 14M EPP2	966	69	470	22,56	1037,79	1426,96	2205,31	2983,65	4410,62
994 14M EPP2**	994	71	470	23,22	1068,18	1468,75	2269,89	3071,02	4539,77
1092 14M EPP2	1092	78	470	23,49	1080,33	1485,45	2295,70	3105,95	4591,40
1106 14M EPP2**	1106	79	470	23,82	1095,52	1506,34	2327,99	3149,63	4655,97
1120 14M EPP2**	1120	80	470	24,09	1107,92	1523,39	2354,34	3185,28	4708,67
1190 14M EPP2	1190	85	470	25,01	1150,31	1581,68	2444,41	3307,15	4888,83
1260 14M EPP2**	1260	90	470	25,14	1156,29	1589,90	2457,12	3324,34	4914,24
1288 14M EPP2**	1288	92	470	25,40	1168,59	1606,81	2483,24	3359,68	4966,49
1344 14M EPP2**	1344	96	470	25,60	1177,64	1619,26	2502,49	3385,73	5004,98
1400 14M EPP2	1400	100	470	26,66	1226,31	1686,17	2605,90	3525,63	5211,80
1442 14M EPP2	1442	103	470	27,47	1263,53	1737,35	2684,99	3632,64	5369,98
1568 14M EPP2**	1568	112	470	28,31	1302,26	1790,60	2767,30	3743,99	5534,60
1610 14M EPP2	1610	115	470	29,07	1337,19	1838,63	2841,52	3844,41	5683,04
1750 14M EPP2	1750	125	470	30,86	1419,64	1952,01	3016,74	4081,47	6033,48
1764 14M EPP2**	1764	126	470	31,15	1432,86	1970,19	3044,83	4119,48	6089,66
1778 14M EPP2	1778	127	470	31,45	1446,60	1989,07	3074,02	4158,96	6148,03
1848 14M EPP2**	1848	132	470	31,61	1454,21	1999,54	3090,21	4180,87	6180,41
1890 14M EPP2	1890	135	470	32,34	1487,67	2045,55	3161,30	4277,06	6322,61
1904 14M EPP2**	1904	136	470	32,37	1489,14	2047,57	3164,43	4281,29	6328,86
1960 14M EPP2	1960	140	470	32,40	1490,59	2049,57	3167,51	4285,46	6335,02
2100 14M EPP2	2100	150	470	40,85	1879,05	2583,70	3992,99	5402,28	7985,98
2240 14M EPP2**	2240	160	540	42,28	1944,79	2674,08	4132,67	5591,26	8265,34
2310 14M EPP2	2310	165	470	43,60	2005,56	2757,64	4261,81	5765,98	8523,63
2380 14M EPP2**	2380	170	540	44,21	2033,48	2796,04	4321,15	5846,26	8642,30
2450 14M EPP2	2450	175	470	45,51	2093,27	2878,25	4448,21	6018,16	8896,41
2520 14M EPP2	2520	180	540	45,61	2098,01	2884,76	4458,26	6031,77	8916,53
2590 14M EPP2	2590	185	470	46,93	2158,67	2968,17	4587,17	6206,17	9174,34
2660 14M EPP2	2660	190	540	48,55	2233,38	3070,90	4745,94	6420,98	9491,88

PROFILO EPP EVOLUTION 2 14M - PROFILE EPP EVOLUTION 2 14M

Tipo Type	Lp mm	Denti Teeth	Larghezza manicotto Width sleeve	Manicotto Sleeve €/mm	L=40 Code 40 €/Cinghia/Belt	L=55 Code 55 €/Cinghia/Belt	L=85 Code 85 €/Cinghia/Belt	L=115 Code 115 €/Cinghia/Belt	L=170 Code 170 €/Cinghia/Belt
2800 14M EPP2	2800	200	470	49,96	2298,09	3159,87	4883,44	6607,00	9766,87
2968 14M EPP2**	2968	212	540	52,98	2437,01	3350,88	5178,64	7006,39	10357,28
3136 14M EPP2**	3136	224	540	53,20	2447,14	3364,82	5200,17	7035,53	10400,35
3150 14M EPP2	3150	225	470	53,30	2451,70	3371,08	5209,85	7048,62	10419,71
3304 14M EPP2**	3304	236	470	55,81	2567,14	3529,82	5455,18	7380,53	10910,35
3360 14M EPP2	3360	240	470	56,81	2613,39	3593,41	5553,45	7513,49	11106,90
3500 14M EPP2	3500	250	470	58,17	2675,60	3678,95	5685,65	7692,35	11371,31
3850 14M EPP2	3850	275	470	63,01	2898,48	3985,41	6159,27	8333,14	12318,55
3920 14M EPP2**	3920	280	470	65,65	3019,72	4152,12	6416,91	8681,70	12833,82
4326 14M EPP2	4326	309	470	71,41	3284,81	4516,62	6980,23	9443,84	13960,46
4410 14M EPP2	4410	315	540	71,80	3302,79	4541,34	7018,43	9495,52	14036,86
4578 14M EPP2	4578	327	540	73,00	3357,82	4617,00	7135,37	9653,74	14270,74
4956 14M EPP2	4956	354	540	78,83	3626,05	4985,82	7705,36	10424,90	15410,72

** NON a stock. Chiedere tempi di consegna

** NOT in stock. Ask for delivery time

SCHEMA TECNICA

Disponibili in differenti profili (T – AT – L – H – HTD – RPP), a metraggio o da manicotto, le cinghie dentate in poliuretano sono la migliore soluzione per l'utilizzo in ambienti aggressivi, in presenza di olio, in ambienti alimentari e per sistemi lineari di trasporto. Grazie ai denti che si posizionano nella puleggia, le cinghie dentate **PI BELT** assicurano un preciso posizionamento nel sistema di trasmissione, senza slittamenti. Il livello di rumorosità è ridotto in presenza della copertura dei denti in nylon verde.

Caratteristiche generali:

- Disponibili in manicotti nei profili T2,5, T5, T10, AT5 e AT10.
- Disponibili a metraggio nei profili T5, T10, T20, AT5, AT10, AT20, L, H, HTD 5-8-14M, HTD 8-14M + PAZ e RPP 5-8-14M + PAZ.
- Cavi di tensione elicoidali in acciaio zincato.
- Ottima resistenza ad oli e grassi minerali e vegetali, e alla temperatura tra -25°C e + 80 °C.

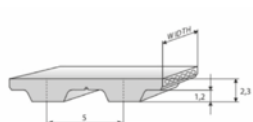
Certificate RoHS e Reach.

Il codice delle cinghie dentate in poliuretano è composto come segue:

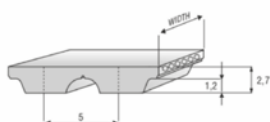
50 = larghezza (mm).

AT10 = passo (mm).

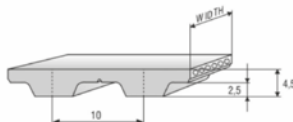
600 = sviluppo primitivo (mm).



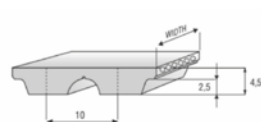
T5



AT5



T10













AT10

Caratteristiche dimensionali nominali:

SEZIONE		T 2,5	T 5	T 10	T 20	AT 5	AT 10	AT 20
Passo	p (mm)	2,5	5	10	20	5	10	20
Base del dente	s (mm)	1,5	2,7	5,3	10,2	3,6	7,3	15,1
Altezza del dente	ht (mm)	0,7	1,2	2,5	5,0	1,2	2,5	5,0
Altezza della cinghia	hs (mm)	1,3	2,2	4,5	8,0	2,7	4,5	8,0
Tolleranza sulla larghezza manicotto		+ / - 5%						
Massa lineare per larghezza di 10 mm	(g/m)	1,4	22	43	74	32	56	99

SEZIONE		L	H	HTD 5M	HTD 8M	HTD 14M	RPP 8M	RPP 14M
Passo	p (mm)	9,52	12,7	5	8	14	8	14
Base del dente	s (mm)	4,7	6,1	3,00	5,20	8,80	5,20	8,80
Altezza del dente	ht (mm)	1,91	2,29	2,07	3,38	6,00	3,40	6,00
Altezza della cinghia	hs (mm)	3,5	4,3	3,6	5,6	10,0	5,6	10,0
Tolleranza sulla larghezza manicotto		+ / - 5%						
Massa lineare per larghezza di 10 mm	(g/m)	34	51	41	59	107	58	105

 T 2,5 500	 L 075
 T 5 900	 H 100
 T 10 1500	 HTD 8M
 AT 5 650	 HTD 14M
 AT 10 1250	 RPP 14 M

TECHNICAL SCHEDULE

Available in different profiles (T – AT – L – H – HTD – RPP) in open end or in sleeves, PI BELT polyurethane timing belts are the best solution in aggressive, oily, food environments and in linear transport systems. Thanks to the teeth that individually fit in the pulley, these belts assure a precise positioning in the transmission system, without skidding. Noisiness is reduced by the presence of a green nylon cover on the teeth.

General features:

- Available in sleeves in sizes T2.5, T5, T10, AT5 and AT10.
- Available in open end in sizes T5, T10, T20, AT5, AT10, AT20, L, H, HTD 5-8-14M, HTD 8-14M+PAZ and RPP 5-8-14M + PAZ.
- Helicoidal tension cords made of galvanized steel.
- Very good resistance to mineral and vegetal oils and greases, and temperatures between -25°C and +80°C.

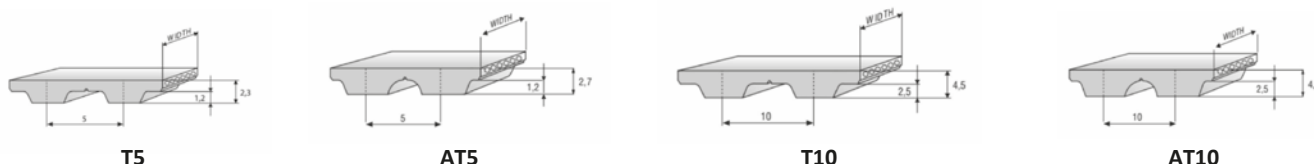
RoHS and Reach certified.

Polyurethane timing belt code as follows:

50 = width (mm).

AT10 = pitch.











600 = primitive length (mm).



Nominal dimensions:

SECTION		T 2,5	T 5	T 10	T 20	AT 5	AT 10	AT 20
Pitch	p (mm)	2,5	5	10	20	5	10	20
Tooth base	s (mm)	1,5	2,7	5,3	10,2	3,6	7,3	15,1
Tooth depth	ht (mm)	0,7	1,2	2,5	5,0	1,2	2,5	5,0
Overall belt height	hs (mm)	1,3	2,2	4,5	8,0	2,7	4,5	8,0
Sleeve width tolerance		+ / - 5%						
Weight for width 10 mm	(g/m)	1,4	22	43	74	32	56	99

SECTION		L	H	HTD 5M	HTD 8M	HTD 14M	RPP 8M	RPP 14M
Pitch	p (mm)	9,52	12,7	5	8	14	8	14
Tooth base	s (mm)	4,7	6,1	3,00	5,20	8,80	5,20	8,80
Tooth depth	ht (mm)	1,91	2,29	2,07	3,38	6,00	3,40	6,00
Overall belt height	hs (mm)	3,5	4,3	3,6	5,6	10,0	5,6	10,0
Sleeve width tolerance		+ / - 5%						
Weight for width 10 mm	(g/m)	34	51	41	59	107	58	105

 T 2,5 500	 L 075
 T 5 900	 H 100
 T 10 1500	 HTD 8M
 AT 5 650	 HTD 14M
 AT 10 1250	 RPP 14 M

PROFILO T2,5 - PROFILE T2,5

Tipo Type	Lp mm	Denti Teeth	Larghezza manicotto Width sleeve	Manicotto Sleeve €/mm	L=6mm €/Cinghia/Belt	L=8mm €/Cinghia/Belt	L=10mm €/Cinghia/Belt	L=12mm €/Cinghia/Belt
T2,5 120	120	48	240	3,85	27,71	36,94	46,17	55,41
T2,5 145	145	58	240	3,85	27,71	36,94	46,17	55,41
T2,5 160	160	64	300	3,98	28,63	38,17	47,71	57,25
T2,5 177,5	177,5	71	300	3,98	28,63	38,17	47,71	57,25
T2,5 182,5	182,5	73	300	3,98	28,63	38,17	47,71	57,25
T2,5 200	200	80	300	3,98	28,63	38,17	47,71	57,25
T2,5 210	210	84	300	3,98	28,63	38,17	47,71	57,25
T2,5 230	230	92	300	3,98	28,63	38,17	47,71	57,25
T2,5 245	245	98	300	3,98	28,63	38,17	47,71	57,25
T2,5 265	265	106	300	4,10	29,54	39,40	49,25	59,11
T2,5 285	285	114	300	4,10	29,54	39,40	49,25	59,11
T2,5 290	290	116	300	4,23	30,48	40,64	50,80	60,95
T2,5 305	305	122	300	4,23	30,48	40,64	50,80	60,95
T2,5 317,5	317,5	127	300	4,23	30,48	40,64	50,80	60,95
T2,5 330	330	132	300	4,23	30,48	40,64	50,80	60,95
T2,5 342,5	342,5	137	300	4,47	32,22	42,97	53,72	64,47
T2,5 380	380	152	300	4,98	35,83	47,78	59,72	71,67
T2,5 420	420	168	300	5,51	39,72	52,95	66,19	79,42
T2,5 480	480	192	300	5,78	41,55	55,41	69,26	83,11
T2,5 500	500	200	300	5,80	41,73	55,65	69,57	83,49
T2,5 600	600	240	300	5,94	42,76	57,02	71,26	85,51
T2,5 620	620	248	300	6,15	44,23	58,98	73,72	88,48
T2,5 650	650	260	300	6,44	46,45	61,94	77,42	92,90
T2,5 680	680	272	300	6,72	48,39	64,51	80,66	96,79
T2,5 700	700	280	300	6,94	49,97	66,61	83,26	99,92
T2,5 780	780	312	300	7,73	55,69	74,25	92,81	111,36
T2,5 880	880	352	300	7,92	56,98	75,97	94,95	113,96
T2,5 915	915	366	300	8,24	59,28	79,04	98,80	118,58
T2,5 950	950	380	300	8,54	61,51	82,00	102,50	123,00
T2,5 1185	1185	474	300	10,65	76,73	102,33	127,90	153,48

PROFILO T5 - PROFILE T5

Tipo Type	Lp mm	Denti Teeth	Larghezza manicotto Width sleeve	Manicotto Sleeve €/mm	L=10mm €/Cinghia/Belt	L=16mm €/Cinghia/Belt	L=20mm €/Cinghia/Belt	L=25mm €/Cinghia/Belt
T5 120	120	24	240	1,78	21,54	34,44	43,06	53,83
T5 150	150	30	240	2,25	26,85	42,99	53,73	67,17
T5 165	165	33	240	2,78	33,16	53,05	66,31	82,89
T5 180	180	36	300	2,78	33,16	53,05	66,31	82,89

PROFILO T5 - PROFILE T5

Tipo Type	Lp mm	Denti Teeth	Larghezza manicotto Width sleeve	Manicotto Sleeve €/mm	L=10 €/Cinghia/Belt	L=16 €/Cinghia/Belt	L=20 €/Cinghia/Belt	L=25 €/Cinghia/Belt
T5 185	185	37	300	2,78	33,16	53,05	66,31	82,89
T5 200	200	40	300	2,81	33,72	53,96	67,44	84,30
T5 210	210	42	300	2,81	33,72	53,96	67,44	84,30
T5 215	215	43	300	2,81	33,72	53,96	67,44	84,30
T5 220	220	44	300	2,81	33,72	53,96	67,44	84,30
T5 225	225	45	300	2,86	34,29	54,88	68,59	85,72
T5 245	245	49	300	2,86	34,29	54,88	68,59	85,72
T5 250	250	50	300	2,89	34,67	55,46	69,36	86,70
T5 255	255	51	300	2,89	34,67	55,46	69,36	86,70
T5 260	260	52	300	2,89	34,67	55,46	69,36	86,70
T5 270	270	54	300	2,90	34,88	55,80	69,73	87,16
T5 275	275	55	300	2,90	34,88	55,80	69,73	87,16
T5 280	280	56	300	2,90	34,88	55,80	69,73	87,16
T5 295	295	59	300	2,99	35,81	57,32	71,66	89,55
T5 300	300	60	300	3,03	36,39	58,23	72,79	90,97
T5 305	305	61	300	3,03	36,39	58,23	72,79	90,97
T5 330	330	66	300	3,06	36,76	58,85	73,54	91,94
T5 340	340	68	300	3,12	37,34	59,74	74,67	93,35
T5 350	350	70	300	3,16	37,92	60,66	75,82	94,77
T5 355	355	71	300	3,19	38,29	61,28	76,60	95,75
T5 365	365	73	300	3,21	38,48	61,58	76,97	96,20
T5 375	375	75	300	3,21	38,48	61,58	76,97	96,20
T5 390	390	78	300	3,21	38,48	61,58	76,97	96,20
T5 400	400	80	300	3,29	39,44	63,10	78,89	98,60
T5 410	410	82	300	3,36	40,22	64,33	80,41	100,51
T5 420	420	84	300	3,37	40,39	64,62	80,78	100,98
T5 425	425	85	300	3,40	40,78	65,25	81,55	101,94
T5 440	440	88	300	3,41	40,96	65,55	81,93	102,42
T5 445	445	89	300	3,42	41,15	65,84	82,32	102,88
T5 450	450	90	300	3,42	41,15	65,84	82,32	102,88
T5 455	455	91	300	3,42	41,15	65,84	82,32	102,88
T5 460	460	92	300	3,42	41,15	65,84	82,32	102,88
T5 475	475	95	300	3,48	41,72	66,74	83,45	104,31
T5 480	480	96	400	3,49	41,93	67,06	83,84	104,79
T5 500	500	100	400	3,57	42,88	68,59	85,72	107,18
T5 510	510	102	400	3,69	44,00	70,42	88,02	110,04
T5 515	515	103	300	3,69	44,00	70,42	88,02	110,04
T5 525	525	105	400	3,71	44,39	71,04	88,78	110,98
T5 545	545	109	400	3,81	45,54	72,85	91,08	113,83

PROFILO T5 - PROFILE T5

Tipo Type	Lp mm	Denti Teeth	Larghezza manicotto Width sleeve	Manicotto Sleeve €/mm	L=10 €/Cinghia/Belt	L=16 €/Cinghia/Belt	L=20 €/Cinghia/Belt	L=25 €/Cinghia/Belt
T5 550	550	110	300	3,81	45,54	72,85	91,08	113,83
T5 560	560	112	400	3,94	47,24	75,63	94,49	118,14
T5 575	575	115	400	4,03	48,20	77,12	96,41	120,51
T5 590	590	118	300	4,10	49,34	78,97	98,71	123,36
T5 600	600	120	300	4,26	51,05	81,70	102,12	127,66
T5 610	610	122	400	4,26	51,05	81,70	102,12	127,66
T5 620	620	124	400	4,39	52,60	84,14	105,16	131,45
T5 630	630	126	400	4,44	53,35	85,36	106,70	133,38
T5 640	640	128	300	4,47	53,91	86,28	107,83	134,80
T5 650	650	130	300	4,57	54,69	87,47	109,36	136,70
T5 660	660	132	400	4,70	56,21	89,93	112,40	140,51
T5 675	675	135	300	4,70	56,21	89,93	112,40	140,51
T5 690	690	138	400	4,71	56,41	90,24	112,77	140,99
T5 700	700	140	300	4,71	56,41	90,24	112,77	140,99
T5 720	720	144	300	4,74	56,78	90,84	113,56	141,94
T5 725	725	145	300	4,74	56,78	90,84	113,56	141,94
T5 750	750	150	400	4,75	56,98	91,16	113,94	142,41
T5 765	765	153	300	4,81	57,72	92,37	115,44	144,32
T5 780	780	156	400	4,81	57,72	92,37	115,44	144,32
T5 800	800	160	300	4,85	58,10	92,97	116,23	145,29
T5 815	815	163	400	4,88	58,30	93,28	116,60	145,74
T5 830	830	166	300	4,89	58,50	93,59	116,98	146,24
T5 840	840	168	400	4,91	58,88	94,19	117,73	147,16
T5 850	850	170	300	4,91	58,88	94,19	117,73	147,16
T5 860	860	172	300	4,91	58,88	94,19	117,73	147,16
T5 885	885	177	300	5,08	60,78	97,24	121,54	151,95
T5 900	900	180	400	5,12	61,35	98,15	122,71	153,36
T5 920	920	184	300	5,34	64,21	102,72	128,41	160,53
T5 940	940	188	400	5,34	64,21	102,72	128,41	160,53
T5 990	990	198	400	5,63	67,63	108,20	135,28	169,09
T5 1075	1075	215	400	6,13	73,36	117,36	146,71	183,40
T5 1100	1100	220	400	6,25	75,07	120,10	150,14	187,67
T5 1160	1160	232	300	6,88	82,32	131,68	164,63	205,76
T5 1200	1200	240	300	7,35	88,22	141,16	176,44	220,52
T5 1215	1215	243	400	7,35	88,22	141,16	176,44	220,52
T5 1275	1275	255	300	7,57	90,68	145,09	181,39	226,73
T5 1280	1280	256	300	7,57	90,68	145,09	181,39	226,73
T5 1315	1315	263	400	7,57	90,68	145,09	181,39	226,73
T5 1355	1355	271	300	8,34	100,02	160,04	200,06	250,08

PROFILO T5 - PROFILE T5

Tipo Type	Lp mm	Denti Teeth	Larghezza manicotto Width sleeve	Manicotto Sleeve €/mm	L=10mm €/Cinghia/Belt	L=16mm €/Cinghia/Belt	L=20mm €/Cinghia/Belt	L=25mm €/Cinghia/Belt
T5 1380	1380	276	300	8,34	100,02	160,04	200,06	250,08
T5 1440	1440	288	300	10,05	120,61	192,97	241,20	301,51
T5 1470	1470	294	300	10,05	120,61	192,97	241,20	301,51
T5 1500	1500	300	300	10,26	123,10	196,93	246,15	307,70
T5 1580	1580	316	300	10,54	126,50	202,42	253,03	316,28
T5 1955	1955	391	300	13,06	156,52	250,46	313,07	391,34

PROFILO T10 - PROFILE T10

Tipo Type	Lp mm	Denti Teeth	Larghezza manicotto Width sleeve	Manicotto Sleeve €/mm	L=16mm €/Cinghia/Belt	L=25mm €/Cinghia/Belt	L=32mm €/Cinghia/Belt	L=50mm €/Cinghia/Belt
T10 260	260	26	300	3,81	72,85	113,83	145,72	227,70
T10 320	320	32	300	3,85	73,77	115,28	147,52	230,53
T10 340	340	34	300	3,85	73,77	115,28	147,52	230,53
T10 370	370	37	300	3,85	73,77	115,28	147,52	230,53
T10 390	390	39	300	3,85	73,77	115,28	147,52	230,53
T10 400	400	40	300	3,92	75,29	117,65	150,60	235,31
T10 410	410	41	300	3,94	75,63	118,14	151,20	236,24
T10 440	440	44	300	4,01	76,81	120,02	153,65	240,07
T10 450	450	45	300	4,09	78,66	122,90	157,31	245,78
T10 480	480	48	300	4,27	82,00	128,12	164,01	256,27
T10 500	500	50	400	4,27	82,00	128,12	164,01	256,27
T10 530	530	53	400	4,46	85,96	134,31	171,95	268,66
T10 550	550	55	300	4,57	87,47	136,70	175,00	273,42
T10 560	560	56	400	4,63	89,03	139,07	178,03	278,18
T10 600	600	60	400	4,74	90,84	141,94	181,69	283,88
T10 610	610	61	400	4,75	91,16	142,41	182,31	284,84
T10 630	630	63	400	4,77	91,75	143,38	183,52	286,74
T10 650	650	65	300	4,78	92,06	143,85	184,13	287,72
T10 660	660	66	400	4,81	92,37	144,32	184,73	288,66
T10 680	680	68	300	4,89	93,59	146,24	187,17	292,45
T10 690	690	69	300	4,96	95,09	148,61	190,21	297,21
T10 700	700	70	400	4,96	95,09	148,61	190,21	297,21
T10 720	720	72	400	4,98	95,73	149,56	191,45	299,14
T10 730	730	73	300	5,04	96,65	150,99	193,27	302,00
T10 750	750	75	400	5,13	98,47	153,86	196,93	307,70
T10 780	780	78	400	5,17	99,38	155,29	198,76	310,54
T10 800	800	80	300	5,31	102,12	159,58	204,24	319,12
T10 810	810	81	300	5,31	102,12	159,58	204,24	319,12
T10 840	840	84	400	5,78	110,66	172,92	221,33	345,80

PROFILO T10 - PROFILE T10

Typo Type	Lp mm	Denti Teeth	Larghezza manicotto Width sleeve	Manicotto Sleeve €/mm	L=16 €/Cinghia/Belt	L=25 €/Cinghia/Belt	L=32 €/Cinghia/Belt	L=50 €/Cinghia/Belt
T10 850	850	85	300	6,30	120,70	188,63	241,44	377,23
T10 880	880	88	400	6,30	120,70	188,63	241,44	377,23
T10 890	890	89	300	6,40	123,15	192,43	246,33	384,88
T10 900	900	90	400	6,59	126,50	197,68	253,03	395,35
T10 910	910	91	300	6,65	127,41	199,10	254,86	398,20
T10 920	920	92	400	6,68	128,34	200,52	256,67	401,06
T10 950	950	95	300	6,89	132,00	206,24	263,99	412,49
T10 960	960	96	300	6,90	132,31	206,73	264,60	413,45
T10 970	970	97	300	6,91	132,61	207,19	265,21	414,40
T10 980	980	98	400	7,39	142,06	221,97	284,10	443,92
T10 1000	1000	100	300	7,64	146,63	229,11	293,27	458,22
T10 1010	1010	101	400	7,64	146,63	229,11	293,27	458,22
T10 1050	1050	105	300	7,72	148,16	231,48	296,30	462,98
T10 1080	1080	108	400	7,72	148,16	231,48	296,30	462,98
T10 1100	1100	110	300	7,79	149,68	233,87	299,35	467,76
T10 1110	1110	111	300	7,79	149,68	233,87	299,35	467,76
T10 1140	1140	114	300	7,93	152,12	237,67	304,23	475,38
T10 1150	1150	115	300	7,95	152,72	238,65	305,44	477,25
T10 1200	1200	120	300	8,13	156,39	244,36	312,78	488,69
T10 1210	1210	121	400	8,24	157,91	246,74	315,82	493,46
T10 1240	1240	124	300	8,61	164,94	257,70	329,84	515,36
T10 1250	1250	125	400	8,67	166,43	260,08	332,88	520,13
T10 1300	1300	130	300	9,33	178,94	279,60	357,89	559,20
T10 1320	1320	132	300	9,70	186,25	291,03	372,52	582,05
T10 1350	1350	135	300	9,91	190,21	297,21	380,46	594,46
T10 1390	1390	139	400	9,92	190,51	297,70	381,06	595,39
T10 1400	1400	140	300	9,94	190,83	298,18	381,64	596,32
T10 1420	1420	142	300	10,00	191,75	299,59	383,50	599,22
T10 1440	1440	144	300	10,00	191,75	299,59	383,50	599,22
T10 1450	1450	145	300	10,01	192,05	300,09	384,09	600,15
T10 1460	1460	146	300	10,01	192,05	300,09	384,09	600,15
T10 1500	1500	150	300	10,05	192,97	301,51	385,94	603,02
T10 1560	1560	156	300	10,23	196,33	306,75	392,63	613,51
T10 1600	1600	160	300	11,10	213,07	332,94	426,17	665,90
T10 1610	1610	161	300	11,11	213,40	333,43	426,79	666,85
T10 1700	1700	170	300	11,96	229,55	358,66	459,09	717,32
T10 1750	1750	175	400	12,34	236,86	370,10	473,74	740,20
T10 1780	1780	178	300	12,77	245,09	382,96	490,20	765,92
T10 1880	1880	188	300	13,09	251,50	392,96	502,99	785,93

PROFILO T10 - PROFILE T10

Tipo Type	Lp mm	Denti Teeth	Larghezza manicotto Width sleeve	Manicotto Sleeve €/mm	L=16mm €/Cinghia/Belt	L=25mm €/Cinghia/Belt	L=32mm €/Cinghia/Belt	L=50mm €/Cinghia/Belt
T10 1960	1960	196	400	14,80	284,10	443,92	568,22	887,86
T10 2250	2250	225	300	17,01	326,79	510,60	653,61	1021,21

PROFILO AT5 - PROFILE AT5

Tipo Type	Lp mm	Denti Teeth	Larghezza manicotto Width sleeve	Manicotto Sleeve €/mm	L=10mm €/Cinghia/Belt	L=16mm €/Cinghia/Belt	L=20mm €/Cinghia/Belt	L=25mm €/Cinghia/Belt
AT5 225	225	45	300	3,41	40,96	65,55	81,93	102,42
AT5 255	255	51	300	3,48	41,72	66,74	83,45	104,31
AT5 275	275	55	300	3,49	41,93	67,06	83,84	104,79
AT5 280	280	56	300	3,49	41,93	67,06	83,84	104,79
AT5 300	300	60	300	3,53	42,30	67,67	84,61	105,74
AT5 330	330	66	300	3,53	42,30	67,67	84,61	105,74
AT5 340	340	68	300	3,73	44,77	71,66	89,55	111,95
AT5 375	375	75	300	3,81	45,54	72,85	91,08	113,83
AT5 390	390	78	300	3,86	46,29	74,08	92,60	115,74
AT5 420	420	84	300	4,06	48,59	77,74	97,17	121,47
AT5 450	450	90	300	4,10	49,34	78,97	98,71	123,36
AT5 455	455	91	300	4,12	49,74	79,55	99,45	124,32
AT5 480	480	96	300	4,26	51,05	81,70	102,12	127,66
AT5 500	500	100	400	4,26	51,05	81,70	102,12	127,66
AT5 525	525	105	300	4,54	54,30	86,86	108,62	135,74
AT5 545	545	109	400	4,54	54,30	86,86	108,62	135,74
AT5 600	600	120	400	4,96	59,43	95,09	118,90	148,61
AT5 610	610	122	300	5,11	61,16	97,85	122,32	152,91
AT5 620	620	124	300	5,11	61,16	97,85	122,32	152,91
AT5 630	630	126	300	5,15	61,94	99,09	123,84	154,80
AT5 660	660	132	400	5,33	64,02	102,44	128,04	160,04
AT5 670	670	134	300	5,40	64,60	103,35	129,16	161,47
AT5 710	710	142	400	5,54	66,48	106,40	133,00	166,23
AT5 720	720	144	400	5,61	67,26	107,61	134,51	168,14
AT5 750	750	150	300	5,71	68,59	109,74	137,20	171,48
AT5 780	780	156	300	5,78	69,14	110,66	138,33	172,92
AT5 825	825	165	400	5,86	70,31	112,49	140,61	175,75
AT5 860	860	172	400	5,95	71,44	114,31	142,91	178,63
AT5 975	975	195	400	6,75	81,16	129,85	162,33	202,91
AT5 1050	1050	210	300	7,36	88,39	141,46	176,81	221,02
AT5 1125	1125	225	300	7,55	90,31	144,50	180,62	225,77
AT5 1500	1500	300	300	9,52	114,13	182,62	228,26	285,32
AT5 2000	2000	400	300	12,70	152,25	243,57	304,46	380,56

PROFILO AT10 - PROFILE AT10

Tipo Type	Lp mm	Denti Teeth	Larghezza manicotto Width sleeve	Manicotto Sleeve €/mm	L=16 €/Cinghia/Belt	L=25 €/Cinghia/Belt	L=32 €/Cinghia/Belt	L=50 €/Cinghia/Belt
AT10 370	370	37	300	4,88	93,28	145,74	186,56	291,51
AT10 500	500	50	300	5,12	98,15	153,36	196,33	306,75
AT10 560	560	56	300	5,61	107,61	168,14	215,22	336,27
AT10 580	580	58	400	5,64	108,52	169,56	217,06	339,14
AT10 600	600	60	400	5,71	109,74	171,48	219,47	342,94
AT10 610	610	61	400	5,73	110,05	171,96	220,11	343,89
AT10 630	630	63	300	5,78	110,66	172,92	221,32	345,80
AT10 660	660	66	400	5,90	113,40	177,18	226,81	354,38
AT10 700	700	70	400	6,14	117,66	183,85	235,34	367,71
AT10 730	730	73	400	6,24	119,79	187,21	239,59	374,38
AT10 780	780	78	400	6,39	122,85	191,96	245,70	383,91
AT10 800	800	80	400	6,91	132,61	207,19	265,21	414,40
AT10 810	810	81	300	6,91	132,61	207,19	265,21	414,40
AT10 840	840	84	400	6,91	132,61	207,19	265,21	414,40
AT10 880	880	88	300	7,66	147,26	230,06	294,48	460,11
AT10 890	890	89	300	7,99	153,65	240,07	307,28	480,13
AT10 920	920	92	400	8,26	158,52	247,68	317,04	495,35
AT10 960	960	96	400	8,86	170,10	265,77	340,20	531,58
AT10 980	980	98	400	8,97	171,95	268,66	343,85	537,28
AT10 1000	1000	100	300	9,12	175,29	273,88	350,56	547,77
AT10 1010	1010	101	300	9,19	176,20	275,32	352,41	550,62
AT10 1050	1050	105	300	9,29	178,03	278,18	356,06	556,34
AT10 1080	1080	108	300	9,56	183,20	286,26	366,43	572,53
AT10 1100	1100	110	300	9,56	183,20	286,26	366,43	572,53
AT10 1150	1150	115	300	9,99	191,45	299,14	382,87	598,25
AT10 1200	1200	120	300	9,99	191,45	299,14	382,87	598,25
AT10 1210	1210	121	300	10,12	194,49	303,88	388,98	607,78
AT10 1220	1220	122	300	10,12	194,49	303,88	388,98	607,78
AT10 1230	1230	123	300	10,22	196,02	306,27	392,03	612,54
AT10 1240	1240	124	300	10,29	197,83	309,12	395,70	618,26
AT10 1250	1250	125	400	10,40	199,68	312,01	399,36	623,97
AT10 1280	1280	128	400	10,44	200,59	313,43	401,18	626,83
AT10 1300	1300	130	300	11,18	214,92	335,81	429,81	671,59
AT10 1320	1320	132	300	11,64	223,14	348,66	446,30	697,34
AT10 1350	1350	135	300	11,89	228,32	356,77	456,68	713,52
AT10 1360	1360	136	300	12,01	230,48	360,09	460,92	720,20
AT10 1400	1400	140	400	12,21	234,44	366,27	468,86	732,59
AT10 1420	1420	142	300	12,39	237,78	371,52	475,56	743,06
AT10 1480	1480	148	300	12,54	240,52	375,81	481,06	751,62

PROFILO AT10 - PROFILE AT10

Tipo Type	Lp mm	Denti Teeth	Larghezza manicotto Width sleeve	Manicotto Sleeve €/mm	L=16mm €/Cinghia/Belt	L=25mm €/Cinghia/Belt	L=32mm €/Cinghia/Belt	L=50mm €/Cinghia/Belt
AT10 1500	1500	150	300	12,57	241,44	377,23	482,87	754,48
AT10 1600	1600	160	300	13,32	255,77	399,62	511,53	799,28
AT10 1630	1630	163	300	13,77	264,60	413,45	529,22	826,88
AT10 1700	1700	170	400	14,09	270,40	422,48	540,78	844,99
AT10 1720	1720	172	300	14,71	282,59	441,55	565,19	883,09
AT10 1800	1800	180	300	15,48	296,91	463,94	593,83	927,86
AT10 1860	1860	186	300	15,73	302,10	472,02	604,20	944,07
AT10 1940	1940	194	300	17,74	340,82	532,52	681,62	1065,05

PROFILO T5 DD - PROFILE T5 DD

Tipo Type	Lp mm	Denti Teeth	Larghezza manicotto Width sleeve	Manicotto Sleeve €/mm	L=10mm €/Cinghia/Belt	L=16mm €/Cinghia/Belt	L=20mm €/Cinghia/Belt	L=25mm €/Cinghia/Belt
T5 410 DD	410	82	300	4,03	48,20	77,12	96,41	120,51
T5 460 DD	460	92	300	4,16	49,92	79,86	99,83	124,78
T5 515 DD	515	103	300	5,12	61,35	98,15	122,71	153,36
T5 525 DD	525	105	300	5,12	61,35	98,15	122,71	153,36
T5 550 DD	550	110	300	5,12	61,35	98,15	122,71	153,36
T5 590 DD	590	118	300	5,12	61,35	98,15	122,71	153,36
T5 620 DD	620	124	300	5,26	63,06	100,90	126,13	157,66
T5 685 DD	685	137	300	5,60	67,06	107,30	134,12	167,66
T5 700 DD	700	140	300	5,69	68,40	109,45	136,79	171,00
T5 750 DD	750	150	300	5,69	68,40	109,45	136,79	171,00
T5 815 DD	815	163	300	5,82	69,93	111,86	139,84	174,80
T5 840 DD	840	168	300	6,05	72,79	116,45	145,58	181,97
T5 860 DD	860	172	300	6,05	72,79	116,45	145,58	181,97
T5 940 DD	940	188	300	6,75	81,16	129,85	162,33	202,91
T5 1100 DD	1100	220	300	7,54	90,12	144,19	180,25	225,30

PROFILO T10 DD - PROFILE T10 DD

Tipo Type	Lp mm	Denti Teeth	Larghezza manicotto Width sleeve	Manicotto Sleeve €/mm	L=16 €/Cinghia/Belt	L=25 €/Cinghia/Belt	L=32 €/Cinghia/Belt	L=50 €/Cinghia/Belt
T10 260 DD**	260	26	300	4,56	87,17	136,23	174,39	272,45
T10 530 DD	530	53	300	5,40	103,35	161,47	206,71	322,95
T10 630 DD	630	63	300	5,73	110,05	171,96	220,11	343,89
T10 660 DD	660	66	300	5,78	110,66	172,92	221,33	345,80
T10 700 DD	700	70	300	6,03	115,85	181,00	231,67	362,02
T10 720 DD	720	72	300	6,03	115,85	181,00	231,67	362,02
T10 800 DD	800	80	300	6,91	132,61	207,19	265,21	414,40
T10 840 DD	840	84	300	6,91	132,61	207,19	265,21	414,40
T10 900 DD	900	90	300	8,87	170,42	266,26	340,82	532,52
T10 920 DD	920	92	300	8,87	170,42	266,26	340,82	532,52
T10 980 DD	980	98	300	8,87	170,42	266,26	340,82	532,52
T10 1010 DD	1010	101	300	9,47	181,69	283,88	363,37	567,77
T10 100 DD	1100	110	300	9,47	181,69	283,88	363,37	567,77
T10 1150 DD	1150	115	300	9,87	189,32	295,79	378,61	591,59
T10 1210 DD	1210	121	300	9,87	189,32	295,79	378,61	591,59
T10 1240 DD	1240	124	300	10,34	198,14	309,60	396,29	619,22
T10 1250 DD	1250	125	300	10,40	199,68	312,01	399,36	623,97
T10 1320 DD	1320	132	300	11,65	223,45	349,13	446,90	698,28
T10 1350 DD	1350	135	300	11,88	228,05	356,29	456,04	712,57
T10 1420 DD	1420	142	300	11,98	229,85	359,15	459,68	718,29
T10 1610 DD	1610	161	300	13,32	255,77	399,62	511,53	799,28
T10 1880 DD	1880	188	300	15,70	301,50	471,07	602,98	942,16

** NON a stock. Chiedere tempi di consegna

** NOT in stock. Ask for delivery time

CINGHIE IN POLIURETANO A METRAGGIO - OPEN END POLYURETHANE BELTS

Profilo Profile	L=6 mm €/mt	L=8 mm €/mt	L=10 mm €/mt	L=12 mm €/mt	L=16 mm €/mt	L=20 mm €/mt	L=25 mm €/mt	L=32 mm €/mt	L=50 mm €/mt	L=75 mm €/mt
T 5	22,39	29,83	37,30	44,75	59,68	74,60	93,25	119,36	186,48	
T 10			34,99	41,99	55,99	69,99	87,47	111,98	174,98	262,46
T 20							219,62	281,11	439,23	

Profilo Profile	L=6 mm €/mt	L=10 mm €/mt	L=12 mm €/mt	L=16 mm €/mt	L=20 mm €/mt	L=25 mm €/mt	L=32 mm €/mt	L=50 mm €/mt	L=75 mm €/mt	L=100 mm €/mt
AT 5	22,30	37,16	44,62	59,46		92,91	118,92	185,83		
AT 10		40,43		64,67	80,84	101,05	129,35	202,11	303,16	404,22
AT 20						239,51	306,56	479,01	718,52	958,05

Profilo Profile	L=9,35 Code 037	L=12,7 Code 050	L=19 Code 075	L=25,4 Code 100	L=38,1 Code 150	L=50,8 Code 200	L=76,2 Code 300	L=101,6 Code 400 €/mt
L	30,17	40,99	61,30	81,95	122,92	162,61	245,86	327,79
H		42,72	63,92	85,45	128,18	169,56	256,38	341,83

Profilo Profile	L=10 mm €/mt	L=15 mm €/mt	L=20 mm €/mt	L=25 mm €/mt	L=30 mm €/mt	L=40 mm €/mt	L=50 mm €/mt	L=55 mm €/mt	L=85 mm €/mt	L=115 mm €/mt
HTD 5M	34,16	51,27	68,35	85,43	102,51		170,86			
HTD 8M	40,43	60,63	80,84		121,27		202,11		343,58	
HTD 14M				216,90		347,04		477,17		997,74
HTD 8M + PAZ	46,48	69,73	92,97		139,44		232,42		395,12	
HTD 14M + PAZ				249,44		399,10		550,09		

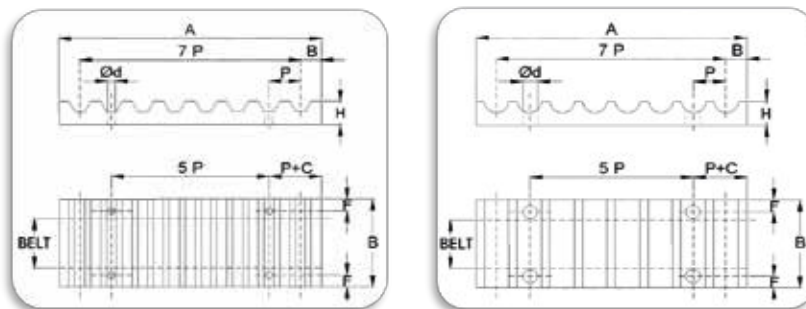
Profilo Profile	L=10 mm €/mt	L=15 mm €/mt	L=20 mm €/mt	L=25 mm €/mt	L=30 mm €/mt	L=40 mm €/mt	L=50 mm €/mt	L=55 mm €/mt	L=85 mm €/mt
RPP 5M + PAZ	44,76	67,15	89,53	111,93	134,30		223,83		
RPP 8M + PAZ	52,96	79,43	105,90		158,83		264,76		450,09
RPP 14M + PAZ				250,02		400,07		550,09	

PAZ = copertura colore verde sul dente della cinghia
 PAZ = green covering on the teeth of the belt

* ALTRE LARGHEZZE A RICHIESTA
 * OTHER WIDTH ON DEMAND

Piastre in alluminio per il bloccaggio delle cinghie dentate a metraggio alle estremità

Aluminium plates to clamp open end timing belts



Tipo Type	Passo Pitch	A mm	B mm	d mm	F mm	C mm	H mm	Belt mm	Peso Kg Weight Kg	€/pezzo €/pc
XL 025	5,08	42,5	25,5	5,5	6,0	3,5	8,0	6	0,02	55,33
XL 037	5,08	42,5	28,5	5,5	6,0	3,5	8,0	9,5	0,02	60,87
L 050	9,525	76,6	39,0	9,0	8,0	5,0	15,0	12,7	0,10	99,51
L 075	9,525	76,6	45,0	9,0	8,0	5,0	15,0	19,1	0,12	110,30
L 100	9,525	76,6	51,5	9,0	8,0	5,0	15,0	25,4	0,14	121,43
H 050	12,70	106,9	45,0	11,0	10,0	9,0	22,0	12,7	0,25	165,62
H 075	12,70	106,9	51,0	11,0	10,0	9,0	22,0	19,1	0,28	182,31
H 100	12,70	106,9	57,5	11,0	10,0	9,0	22,0	25,4	0,32	207,00
HTD 5M 09	5	41,8	28,0	5,5	6,0	3,2	8,0	10,0	0,03	55,33
HTD 5M 15	5	41,8	34,0	5,5	6,0	3,2	8,0	15,0	0,03	60,87
HTD 5M 25	5	41,8	44,0	5,5	6,0	3,2	8,0	25,0	0,04	71,65
HTD 8M 20	8	66,0	45,0	9,0	8,0	5,0	15,0	20,0	0,10	96,71
HTD 8M 30	8	66,0	55,0	9,0	8,0	5,0	15,0	30,0	0,12	107,86
HTD 8M 50	8	66,0	75,0	9,0	8,0	5,0	15,0	50,0	0,17	132,54
HTD 8M 85	8	66,0	110,0	9,0	8,0	5,0	15,0	85,0	0,25	179,53
HTD 14M 40	14	116,0	71,0	11,0	10,0	9,0	22,0	40,0	0,40	195,88
HTD 14M 55	14	116,0	86,0	11,0	10,0	9,0	22,0	55,0	0,50	223,71
HTD 14M 85	14	116,0	116,0	11,0	10,0	9,0	22,0	85,0	0,68	303,73
HTD 14M 115	14	116,0	146,0	11,0	10,0	9,0	22,0	115,0	0,85	361,83
T5 10	5	41,8	29,0	5,5	6,0	3,4	8,0	10,0	0,02	60,87
T5 16	5	41,8	35,0	5,5	6,0	3,4	8,0	16,0	0,03	66,11
T5 25	5	41,8	44,0	5,5	6,0	3,4	8,0	25,0	0,04	74,44
T10 16	10	80,0	41,0	9,0	8,0	5,0	15,0	16,0	0,11	105,09
T10 25	10	80,0	50,0	9,0	8,0	5,0	15,0	25,0	0,14	115,84
T10 32	10	80,0	57,0	9,0	8,0	5,0	15,0	32,0	0,16	127,00
T10 50	10	80,0	75,0	9,0	8,0	5,0	15,0	50,0	0,22	154,47


**CINGHIA TONDA COLORE VERDE - SUPERFICIE RUVIDA
ROUND BELT - GREEN COLOR - ROUGHENED SURFACE**

Forma Shape	Codice Code	Diametro Diameter mm	Peso Weight Kg/100 mt	Lunghezza Rot Length Roll	Diam. min. puleggia Min. pulley diam.	Carico Lavoro Working Load	Durezza Hardness	€/metro €/meter
	CTOVR02	2	0,5	100 mt	15 mm	1,2 daN	88 Sh A	a richiesta
	CTOVR03**	3	0,9	100 mt	25 mm	2,6 daN	88 Sh A	a richiesta
	CTOVR04	4	1,6	100 mt	35 mm	4,6 daN	88 Sh A	a richiesta
	CTOVR05	5	2,4	100 mt	50 mm	7,0 daN	88 Sh A	a richiesta
	CTOVR06	6	3,4	100 mt	60 mm	10,2 daN	88 Sh A	a richiesta
	CTOVR08	8	6,0	50 mt	80 mm	18,0 daN	88 Sh A	a richiesta
	CTOVR10	10	9,4	50 mt	100 mm	28,0 daN	88 Sh A	a richiesta
	CTOVR12	12	13,5	50 mt	120 mm	40,0 daN	88 Sh A	a richiesta
	CTOVR15	15	21,5	50 mt	150 mm	63,6 daN	88 Sh A	a richiesta
	CTOVR18**	18	31,0	50 mt	180 mm	91,0 daN	85 Sh A	a richiesta
	CTOVR20**	20	40,0	50 mt	220 mm	113,0 daN	85 Sh A	a richiesta


**CINGHIA TONDA COLORE VERDE - SUPERFICIE RUVIDA - RINFORZATA
ROUND BELT - GREEN COLOR - ROUGHENED SURFACE - REINFORCED**

Forma Shape	Codice Code	Diametro Diameter mm	Peso Weight Kg/100 mt	Lunghezza Rot Length Roll	Diam. min. puleggia Min. pulley diam.	Carico Lavoro Working Load	Durezza Hardness	€/metro €/meter
	CTOVR06R	6	3,4	100 mt	60 mm	10,2 daN	85 Sh A	a richiesta
	CTOVR08R	8	6,0	50 mt	80 mm	18,0 daN	85 Sh A	a richiesta
	CTOVR10R	10	9,4	50 mt	100 mm	28,0 daN	85 Sh A	a richiesta
	CTOVR12R	12	13,5	50 mt	120 mm	40,0 daN	85 Sh A	a richiesta
	CTOVR15R	15	21,5	50 mt	150 mm	63,6 daN	85 Sh A	a richiesta
	CTOVR18R**	18	31,0	50 mt	190 mm	91,0 daN	85 Sh A	a richiesta
	CTOVR20R**	20	40,0	50 mt	200 mm	113,0 daN	85 Sh A	a richiesta


**CINGHIA TRAPEZOIDALE COLORE VERDE
V BELT - GREEN COLOR**

Forma Shape	Codice Code	Diametro Diameter mm	Peso Weight Kg/100 mt	Lunghezza Rot Length Roll	Diam. min. puleggia Min. pulley diam.	Carico Lavoro Working Load	Durezza Hardness	€/metro €/meter
	CTRVA13	13x8	10	30 mt	95 mm	29,4 daN	85 Sh A	a richiesta
	CTRVB17	17x11	18	30 mt	120 mm	52,0 daN	85 Sh A	a richiesta
	CTRVC22	22x14	29	30 mt	160 mm	86,0 daN	85 Sh A	a richiesta


**CINGHIA TRAPEZOIDALE COLORE VERDE - RINFORZATA
V BELT - GREEN COLOR - REINFORCED**

Forma Shape	Codice Code	Diametro Diameter mm	Peso Weight Kg/100 mt	Lunghezza Rot Length Roll	Diam. min. puleggia Min. pulley diam.	Carico Lavoro Working Load	Durezza Hardness	€/metro €/meter
	CTRVA13R	13x8	10	30 mt	100 mm	29,4 daN	85 Sh A	a richiesta
	CTRVB17R	17x11	18	30 mt	140 mm	52,0 daN	85 Sh A	a richiesta
	CTRVC22R	22x14	29	30 mt	180 mm	86,0 daN	85 Sh A	a richiesta


CINGHIA TRAPEZOIDALE COLORE VERDE - SUPERGRIP PVC VERDE
V BELT - GREEN COLOR - WITH GREEN SUPERGRIP PVC

Forma Shape	Codice Code	Diametro Diameter mm	Peso Weight Kg/100 mt	Lunghezza Rot Length Roll	Diam. min. puleggia Min. pulley diam.	Carico Lavoro Working Load	Durezza Hardness	€/metro €/meter
	CTRVA13SGV	13x8	10	30 mt	95 mm	29,4 daN	85 Sh A	a richiesta
	CTRVB17SGV	17x11	18	30 mt	120 mm	52,0 daN	85 Sh A	a richiesta
	CTRVC22SGV	22x14	29	30 mt	160 mm	86,0 daN	85 Sh A	a richiesta


CINGHIA TRAPEZOIDALE COLORE VERDE - SUPERGRIP PVC VERDE - RINFORZATA
V BELT - GREEN COLOR - WITH GREEN SUPERGRIP PVC - REINFORCED

Forma Shape	Codice Code	Diametro Diameter mm	Peso Weight Kg/100 mt	Lunghezza Rot Length Roll	Diam. min. puleggia Min. pulley diam.	Carico Lavoro Working Load	Durezza Hardness	€/metro €/meter
	CTRVA13SGVR	13x8	10	30 mt	95 mm	29,4 daN	85 Sh A	a richiesta
	CTRVB17SGVR	17x11	18	30 mt	120 mm	52,0 daN	85 Sh A	a richiesta
	CTRVC22SGVR	22x14	29	30 mt	160 mm	86,0 daN	85 Sh A	a richiesta


CINGHIA TRAPEZOIDALE COLORE VERDE - SUPERGRIP GOMMA ROSSA
V BELT - GREEN COLOR - WITH RED RUBBER SUPERGRIP

Forma Shape	Codice Code	Diametro Diameter mm	Peso Weight Kg/100 mt	Lunghezza Rot Length Roll	Diam. min. puleggia Min. pulley diam.	Carico Lavoro Working Load	Durezza Hardness	€/metro €/meter
	CTRVA13SGR	13x8	10	30 mt	95 mm	29,4 daN	85 Sh A	a richiesta
	CTRVB17SGR	17x11	18	30 mt	120 mm	52,0 daN	85 Sh A	a richiesta
	CTRVC22SGR	22x14	29	30 mt	160 mm	86,0 daN	85 Sh A	a richiesta


CINGHIA TRAPEZOIDALE COLORE VERDE - SUPERGRIP GOMMA ROSSA - RINFORZATA
V BELT - GREEN COLOR - WITH RED RUBBER SUPERGRIP - REINFORCED

Forma Shape	Codice Code	Diametro Diameter mm	Peso Weight Kg/100 mt	Lunghezza Rot Length Roll	Diam. min. puleggia Min. pulley diam.	Carico Lavoro Working Load	Durezza Hardness	€/metro €/meter
	CTRVA13SGRR	13x8	10	30 mt	95 mm	29,4 daN	85 Sh A	a richiesta
	CTRVB17SGRR	17x11	18	30 mt	120 mm	52,0 daN	85 Sh A	a richiesta
	CTRVC22SGRR	22x14	29	30 mt	160 mm	86,0 daN	85 Sh A	a richiesta





CINGHIA PENTAGONALE COLORE VERDE
PENTAGONAL BELT - GREEN COLOR

Forma Shape	Codice Code	Diametro Diameter mm	Peso Weight Kg/100 mt	Lunghezza Rot Length Roll	Diam. min. puleggia Min. pulley diam.	Carico Lavoro Working Load	Durezza Hardness	€/metro €/meter
	CPEVB17	17x19	25,6	40 mt	190 mm	76,70 daN	88 Sh A	a richiesta
	CPEVC22	22x25	43,8	30 mt	240 mm	131,40 daN	88 Sh A	a richiesta

CINGHIA PENTAGONALE COLORE VERDE - RINFORZATA
PENTAGONAL BELT - GREEN COLOR - REINFORCED

Forma Shape	Codice Code	Diametro Diameter mm	Peso Weight Kg/100 mt	Lunghezza Rot Length Roll	Diam. min. puleggia Min. pulley diam.	Carico Lavoro Working Load	Durezza Hardness	€/metro €/meter
	CPEVB17R	17x19	25,6	40 mt	190 mm	76,70 daN	88 Sh A	a richiesta
	CPEVC22R	22x25	43,8	30 mt	240 mm	131,40 daN	88 Sh A	a richiesta

ACCESSORI PER SALDARE LE CINGHIE
BELT WELDING ACCESSORIES

Forma Shape	Codice Code	Descrizione Description	€/pezzo €/pc
	ACCFORBICE	FORBICE PER TAGLIARE LE CINGHIE - <i>SCISSORS TO CUT THE BELTS</i>	a richiesta
	ACCALL1	ALLINEATORE CINGHIE MODELLO 1 - <i>BELT ALIGNER TOOL MODEL 1</i>	a richiesta
	ACCALL2	ALLINEATORE CINGHIE MODELLO 2 - <i>BELT ALIGNER TOOL MODEL 2</i>	a richiesta
	ACCSALD	SALDATORE PER CINGHIE - <i>WELD TOOL FOR BELTS</i>	a richiesta

CINGHIE SPECIALI
SPECIAL BELTS

	CINGHIE IN POLIURETANO CON CAVI IN ACCIAIO GIUNTATE <i>JOINTED POLIURETHANE BELTS WITH STEEL CABLES</i>
	CINGHIE IN POLIURETANO A CAVI CONTINUI IN ACCIAIO (Flex) <i>ENDLESS POLIURETHANE BELTS WITH STEEL CABLES (Flex)</i>
	CINGHIE IN GOMMA E POLIURETANO CON RIVESTIMENTO (Tenax, Pu, Nido ape ecc.) <i>RUBBER AND POLIURETHANE BELTS WITH BACK COVER (Tenax, Pu, Honeycomb, ecc.)</i>



MISURATORE DI TENSIONE MANUALE
MANUAL BELTS TENSIONER

Tipo - Type	Prezzo Netto € - Net price €
PSZWT018	




MISURATORE DI TENSIONE ELETTRONICO
ELECTRONIC BELT TENSIONER

Tipo - Type	Prezzo Netto € - Net price €
PSZWT0180	



ALLINEATORE PULEGGE LASER
PULLEYS LASER ALIGNEMENT

Tipo - Type	Prezzo Netto € - Net price €
PSZWA007	



MISURATORE DI LUNGHEZZA CINGHIE
BELTS LENGHT MEASURING INSTRUMENTS

Tipo - Type	Prezzo Netto € - Net price €
PSZWM021	

La macchina tagliacinghie semiautomatica EASYCUT PI BELT è il frutto di uno studio ingegneristico, ed è destinata al taglio di manicotti di cinghie dentate, piane, Poly V.

È stata studiata per un utilizzo sicuro, rapido ed estremamente versatile anche per il taglio di grandi quantità di cinghie.

È possibile tagliare tutti i profili di cinghie dentate in commercio come MXL - L - XL - H - XH - XXH - 3M - 5M - 8M - 14M - T2,5 - T5 - T10 - AT5 - AT10 - DT5 - DT10..

Dimensioni di taglio:

- Lunghezza massima cinghia 4800 mm.
- Lunghezza minima cinghia 130 mm.
- Larghezza massima manicotto 600 mm.

Accessori speciali:

- Kit per il taglio di cinghie con piccoli diametri: min. diametro 92 mm. con larghezza max manicotto 250 mm.
- Kit per il taglio di cinghie con piccoli diametri: min. diametro 180 mm. con larghezza max manicotto 450 mm.
- Esecuzioni speciali per tagliare cinghie oltre 4800 mm. di lunghezza.

Dimensioni di ingombro:

- Lunghezza: 3000 mm.
- Larghezza: 1500 mm.
- Altezza: 1500 mm.
- Peso: ca. 510 kg.

Alimentazione:

- 380 Volt., 3 fasi + N, 50 Hz, 16 Amp.

The semi-automatic belt cutting machine EASYCUT PI BELT is the result of an engineering study, and is intended to cut timing belts, flat and Poly-V. sleeves.

It was designed for a safe, quick and extremely versatile use, to cut large quantities of belts.

It is possible to cut all the profiles on the market as MXL - L - XL - H - XH - XXH - 3M - 5M - 8M - 14M - T2,5 - T5 - T10 - AT5 - AT10 - DT5 - DT10..

Cutting dimensions:

- Maximum belt length 4800 mm.
- Minimum belt length 130 mm.
- Maximum sleeve width 600 mm.

Special accessories:


- Kit for cutting belts with small diameters: min. diameter 92 mm, max width 250 mm sleeve.
- Kit for cutting belts with small diameters: min. diameter 180 mm, width 450 mm sleeve max.
- Special executions for cutting belts over 4800 mm in length.

Dimensioni:

- Length: 3000 mm.
- Width: 1500 mm.
- Height: 1500 mm.
- Weight: approx. 510 kg.

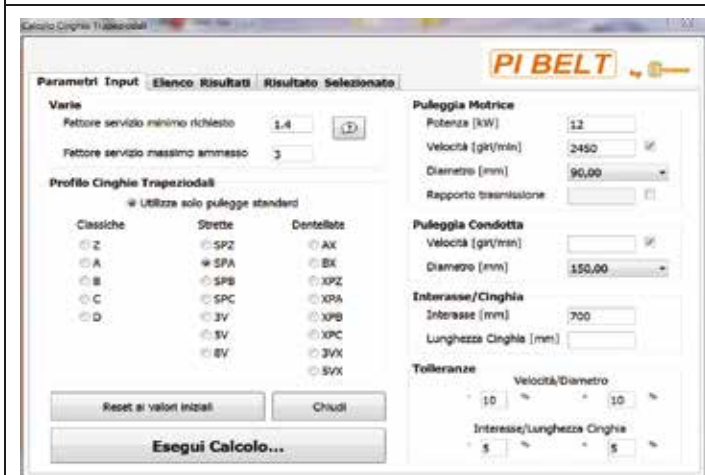
Power:

- 380 Volt., 3 phase + N, 50 Hz, 16 Amp.





PROGRAMMA DI CALCOLO OP 41
 OP 41 CALCULATION PROGRAM



INSERIMENTO DATI
 DATA INPUT



SCELTA RISULTATI
 RESULTS CHOICE



DETTAGLIO DELLA TRASMISSIONE
 TRANSMISSION DATA DETAIL

1. ORDINI

Gli ordini, sia di materiale standard o speciale, devono essere riferiti al listino o alle offerte scritte della PIZZIRANI S.r.l. e sono da ritenersi validi solo dopo l'emissione della relativa conferma d'ordine.

Gli ordini sono impegnativi per il cliente e non possono essere disdetti salvo accordi particolari, e risarcimento dei costi vivi sostenuti.

2. PREZZI

Si intendono quelli in vigore alla data dell'ordine e specificati nella Conferma d'ordine.

Qualora, nel periodo di fornitura si verificassero aumenti dei costi di qualsiasi natura, è facoltà della Soc. PIZZIRANI, previa motivazione dettagliata, adeguare i prezzi sugli ordini in corso.

3. TERMINI DI CONSEGNA

Sono da considerarsi validi i tempi indicativi menzionati nella conferma d'ordine.

In caso di avvenimenti impreveduti (scioperi, maltempo, catastrofi naturali, ed altro) non imputabili alla Soc. Pizzirani, i termini di consegna possono venire prorogati senza che la Soc. Pizzirani sia tenuta a corrispondere indennizzi o rimborsi di ogni tipo.

Il cliente in ogni caso ha l'obbligo di ritirare materiale a disegno o a programma concordato.

4. SPEDIZIONI

Il materiale, dove non diversamente specificato, è reso franco ns magazzino, e viaggia a rischio e pericolo del cliente. In caso di spedizione a carico della Soc. Pizzirani, questa si riserva di scegliere il vettore. I reclami per eventuali ammanchi o non corrispondenza delle merci devono essere presentati in forma scritta entro e non oltre 8 giorni dalla data di consegna.

Eventuali colli danneggiati devono essere accettati "con riserva".

5. IMBALLI

In assenza di accordi specifici l'imballo è a carico del cliente. Nel caso in cui l'imballo sia a carico della Soc. Pizzirani, è facoltà della stessa determinarne la tipologia e le dimensioni.

6. RESI

Non si accettano resi se non precedentemente autorizzati.

L'eventuale reso sarà a carico del cliente, e a copertura degli oneri di gestione al cliente verrà emessa nota di addebito pari al 15% del valore reso.

7. GARANZIA

La Soc. Pizzirani si impegna a sostituire gratuitamente la merce da essa riconosciuta difettosa, previa verifica del ns servizio tecnico.

La garanzia decade nel caso in cui il materiale non sia stato montato ed utilizzato secondo le norme e le prescrizioni fornite dalla Soc. Pizzirani.

8. RESPONSABILITÀ

La Soc. Pizzirani non assume responsabilità né riconosce indennizzi di alcun tipo per danni che si dovessero verificare durante l'impiego dei suoi prodotti o da essa forniti.

9. PAGAMENTI

Le condizioni di pagamento sono concordate con il cliente ed indicate nella Conferma d'Ordine.

In caso di ritardato pagamento, la Soc. Pizzirani si riserva di sospendere le forniture, e metterà N.D. per interessi di mora al tasso del 3% superiore a quello legale.

Qualsiasi contestazione sulla merce non solleva il cliente dall'obbligo di onorare i pagamenti in corso alle scadenze pattuite.

10. PROPRIETÀ

Tutto il materiale rimane di proprietà della Soc. Pizzirani fino al pagamento completo delle fatture relative al materiale stesso.

11. FORO COMPETENTE

Qualsiasi controversia inerente ai rapporti commerciali con la Soc. Pizzirani, sarà di competenza del Tribunale di Siena.

1. ORDERS

Orders of standard or special products shall be in accordance with the price list of PIZZIRANI (hereinafter called the "Seller") or in terms of the Seller's written quotations; they shall become binding after the Seller has confirmed the order.

The Seller's confirmation of order cannot be cancelled unless by special agreement, whereby charges for such cancellation shall be invoiced in terms of any expenses incurred.

2. PRICES

The prices of products are indicated in the Seller's price list; Seller's written quotations are applicable when an order confirmation has been issued.

In cases of price increases during the supply period, the Seller will promptly inform the purchaser, with detailed explanations, about the price adjustments.

3. TERMS OF DELIVERY

The delivery date is as specified in the order confirmation.

In the event of the unexpected (strikes, bad weather conditions, natural catastrophes etc.), delivery may be delayed at no additional charge to the Seller.

Custom-made items or prearranged orders must be honored by the Purchaser in any event.

4. CONSIGNMENT OF GOODS

Once the products have been dispatched, they will be considered ex-factory and the risk associated with the transport there of will become the responsibility of the Purchaser.

Consignments under the control of the Seller, however, will be transported by Pizzirani partner carriers.

Claims for missing or non-standard items must be sent by fax or e-mail within 8 days from the delivery date.

Damaged items will be accepted by the Seller, without prejudice, once they have been examined.

5. PACKAGING

Packaging will be the responsibility of the Purchaser, unless the Purchaser has entrusted this to the Seller, in which case Pizzirani will take all the necessary decisions on the packaging materials and dimensions to be used.

6. RETURNED GOODS

Goods can only be returned with the Seller's pre-approval. In such an event, a charge of 15% of the gross value of the goods will be invoiced in order to cover the expenses occurred.

7. WARRANTY

The Seller will replace defective items free of charge, upon examination by our technical staff.

The warranty is not valid if the items are not installed or used in the manner prescribed by the Seller.

8. RESPONSIBILITY

The Seller shall not be held liable for damages or accidents occurring during the use of its products.

9. PAYMENT

The terms of payment as agreed between the Seller and the Purchaser are stated and become binding in the order confirmation.

In the event of delayed payment, the Seller has the right to cease the supply of goods and will invoice a debit note at an interest rate of 3%.

10. PROPERTY

All items shall remain the property of the Seller until full payment of the invoices has been realized.

11. ARBITRATION

Any dispute or claim concerning commercial relations with the Seller shall be settled by arbitration in the Court of Siena (Italy).



sede centrale



magazzino 2

PI BELT by  **PIZZIRANI**

Il nostro successo è la Qualità • Our success is the Quality

PIZZIRANI S.r.l.

53034 COLLE DI VAL D'ELSA (SI) - Loc. San Marziale, 17/17A
Tel. +39 0577 909047 / 909048 - Fax +39 0577 909049
E-mail: info@pizzirani.net - www.pizzirani.biz - www.pibelt.com